



UNIVERSITY OF CAMBRIDGE INTERNATIONAL EXAMINATIONS
General Certificate of Education Advanced Subsidiary Level and Advanced Level

CANDIDATE NAME

CENTRE NUMBER

CANDIDATE NUMBER



CHEMISTRY **9701/02**
Paper 2 Structured Questions AS Core **October/November 2007**
1 hour 15 minutes

Candidates answer on the Question Paper.
Additional Materials: Data Booklet

READ THESE INSTRUCTIONS FIRST

Write your name, Centre number and candidate number on all the work you hand in.
Write in dark blue or black pen.
You may use a pencil for any diagrams, graphs, or rough working.
Do not use staples, paper clips, highlighters, glue or correction fluid.
DO NOT WRITE IN ANY BARCODES.

Answer **all** questions.
You may lose marks if you do not show your working or if you do not use appropriate units.
A Data Booklet is provided.

The number of marks is given in brackets [] at the end of each question or part question.
At the end of the examination, fasten all your work securely together.

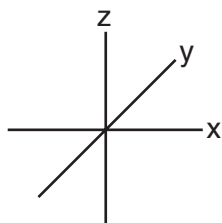
For Examiner's Use	
1	
2	
3	
4	
5	
Total	

This document consists of **11** printed pages and **1** blank page.

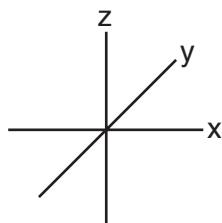
Answer **all** the questions in the spaces provided.

1 This question is about the bonding of covalent compounds.

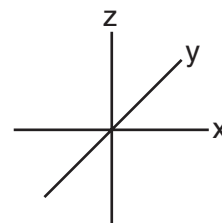
(a) On the axes below, sketch the shapes of a 1s, a 2s, and a $2p_x$ orbital.



1s



2s

 $2p_x$


[3]

(b) Covalent bonding occurs when two atoms share a pair of electrons. Covalent bonding may also be described in terms of orbital overlap with the formation of σ bonds.

(i) How are the two atoms in a covalent bond held together? In your answer, state which particles are attracted to one another and the nature of the force of attraction.

.....

(ii) Draw sketches to show orbital overlap that produces the σ bonding in the H_2 **and** HCl molecules.



[4]

(c) The bond in the HCl molecule is said to be 'polar'.

(i) What is meant by the term *bond polarity*?

.....

(ii) Explain why the HCl molecule is polar.

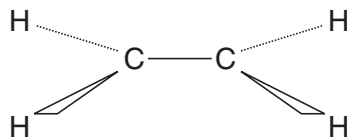
.....

.....

[2]

(d) The bonding in ethene may be described as a mixture of σ and π bonding.

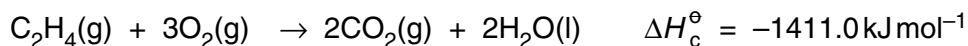

Each carbon atom in ethene forms three σ bonds as shown below.



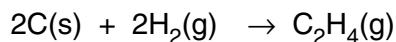
On the diagram, sketch the π bond that is also present in ethene.

[1]

(e) Carbon, hydrogen and ethene each burn exothermically in an excess of air.



Use the data to calculate the standard enthalpy change of formation, ΔH_f^\ominus , in kJ mol^{-1} , of ethene at 298 K.



$$\Delta H_f^\ominus = \dots\dots\dots \text{kJ mol}^{-1}$$

[3]

[Total: 13]

- 2 This question concerns the chlorides of the elements sodium to phosphorus of the third period of the Periodic Table.
The melting points of these chlorides are given below.

compound	sodium chloride	magnesium chloride	aluminium chloride	silicon tetrachloride	phosphorus(V) chloride
melting point/K	1081	987	451*	203	435

*sublimes at 451 K

- (a) Give the equation, with state symbols, for the reaction of phosphorus with chlorine to form phosphorus(V) chloride, PCl_5 .

.....[2]

- (b) Suggest, in terms of the structure and bonding, explanations for the following.
You should draw diagrams where you think they will help your answer.

(i) the high melting point of sodium chloride

(ii) the low melting point of silicon tetrachloride

[4]

- (c) Write an equation for the reaction of silicon tetrachloride with water.

.....[1]

- (d) What is the pH of the solution formed when **each** of the following compounds is dissolved in water?

NaCl

PCl₅ [2]

- (e) When solid aluminium chloride is heated above 451 K, a vapour is formed which has $M_r = 267$.

When this vapour is heated above 1100 K, the vapour has $M_r = 133.5$.

- (i) What are the molecular formulae of these two forms of aluminium chloride?

at 460 K at 1150 K

- (ii) Draw a 'dot-and-cross' diagram of the form of aluminium chloride that exists at the **higher** temperature.

- (iii) Draw a displayed formula of the form of aluminium chloride that exists at the **lower** temperature. Indicate clearly the different types of bonds present.

[5]

[Total: 14]

3 The elements phosphorus, sulphur, and chlorine are regarded as having simple molecular structures.

(a) What are the molecular formulae of **each** of these three elements?

phosphorus

sulphur

chlorine

[3]

(b) (i) Place the three elements in order of their melting points **with the highest first**.

highest lowest

(ii) Suggest an explanation for the order you have given in (i).

.....

.....

.....[3]

(c) Sulphur and chlorine can be reacted together to form disulphur dichloride, S_2Cl_2 .

Disulphur dichloride, S_2Cl_2 , is decomposed by water forming sulphur and a mixture of hydrochloric acid and sulphurous acid.

When 2.7 g of S_2Cl_2 is reacted with an excess of water, 0.96 g of sulphur, S, is produced.

(i) What is the amount, in moles, of S_2Cl_2 present in 2.7 g?

(ii) What is the amount, in moles, of S produced from 1.0 mol of S_2Cl_2 ?

(iii) Construct a balanced equation for the reaction of S_2Cl_2 with water.

..... [4]

(d) The reaction between S_2Cl_2 and water is a redox reaction.

Which product has been formed by oxidation and which by reduction?

product formed by oxidation

product formed by reduction [2]

[Total: 12]

- 4 The molecular formula of a compound states the number of atoms of each element that are present in one molecule. It contains no information about the structure of the molecule. Hydrocarbons with the molecular formula C_5H_{10} may be branched chain, straight chain or cyclic.

(a) Draw a displayed formula of C_5H_{10} as a branched chain hydrocarbon.

[1]

Pent-2-ene is one straight chain hydrocarbon with formula C_5H_{10} .

(b) Pent-2-ene exhibits *cis-trans* isomerism. Draw and label the structural formulae of the two *cis-trans* isomers of pent-2-ene.

[2]

(c) In the spaces below draw the structural formulae of **two** alcohols which would **each** produce pent-2-ene on dehydration.

--	--

[2]

- (d) One of these alcohols exhibits optical isomerism. Draw the structural formulae of the two isomers of this alcohol. Your structures should clearly indicate the three-dimensional nature of the structures.

[2]

- (e) Pent-2-ene decolourises aqueous bromine. Suggest the structural formula of an isomer of C_5H_{10} which does **not** decolourise aqueous bromine.

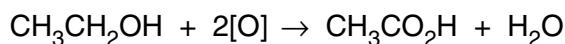
[1]

- (f) Pent-2-ene can be polymerised. Draw a section of the polymer chain produced showing **two** repeat units.

[1]

[Total: 9]

- 5 Ethanoic acid, $\text{CH}_3\text{CO}_2\text{H}$, is formed as vinegar by the bacterial oxidation of ethanol present in wine and other solutions.



Ethanoic acid can also be formed in the laboratory by the oxidation of ethanol.

- (a) (i) What oxidising agent is used for this laboratory reaction?

.....

- (ii) What colour change would be observed?

from to

[2]

When ethanoic acid is prepared in this way in the laboratory, the reagents are heated under reflux for some time before the ethanoic acid is separated.

- (b) (i) Why is the reaction carried out by heating under reflux?

.....

.....

- (ii) What would be the main organic compound formed if, instead of heating under reflux, the reagents were heated together and the products immediately distilled off?

.....

[2]

- (c) Ethanoic acid is manufactured from methanol, CH_3OH , by reacting it with carbon monoxide in the presence of a catalyst containing rhodium metal and iodide ions.



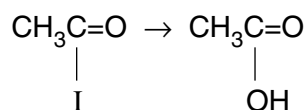
The reaction proceeds in a number of stages.

- (i) One stage in this process is the reaction of methanol with hydrogen iodide.

What organic compound is formed in this reaction?

.....

- (ii) A later stage involves the conversion of an intermediate compound.

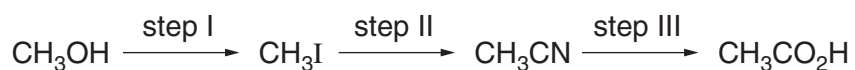


What type of reaction is this?

.....

[2]

- (d) Methanol can be converted into ethanoic acid in the laboratory in a three-stage process.



What reagent(s) and conditions are used in each step of the conversion?

step I

reagent(s)

conditions

step II

reagent(s)

conditions

step III

reagent(s)

conditions

[6]

[Total: 12]

BLANK PAGE

Permission to reproduce items where third-party owned material protected by copyright is included has been sought and cleared where possible. Every reasonable effort has been made by the publisher (UCLES) to trace copyright holders, but if any items requiring clearance have unwittingly been included, the publisher will be pleased to make amends at the earliest possible opportunity.

University of Cambridge International Examinations is part of the Cambridge Assessment Group. Cambridge Assessment is the brand name of University of Cambridge Local Examinations Syndicate (UCLES), which is itself a department of the University of Cambridge.