

**CAMBRIDGE INTERNATIONAL EXAMINATIONS**

**GCE Advanced Level**

[www.XtremePapers.com](http://www.XtremePapers.com)

## **MARK SCHEME for the October/November 2013 series**

### **9701 CHEMISTRY**

**9701/43**

Paper 4 (A2 Structured Questions), maximum raw mark 100

This mark scheme is published as an aid to teachers and candidates, to indicate the requirements of the examination. It shows the basis on which Examiners were instructed to award marks. It does not indicate the details of the discussions that took place at an Examiners' meeting before marking began, which would have considered the acceptability of alternative answers.

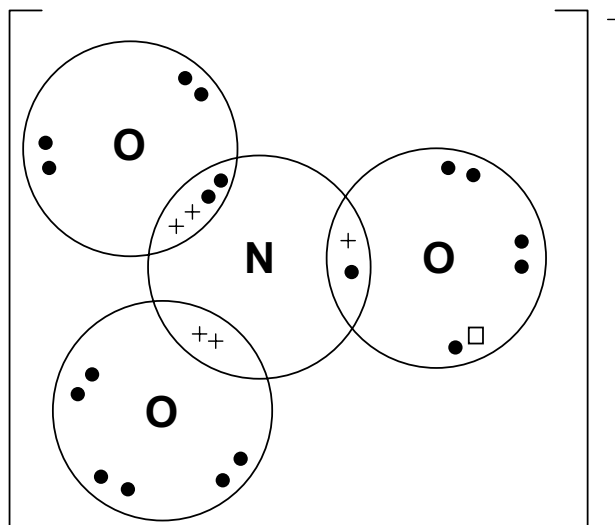
Mark schemes should be read in conjunction with the question paper and the Principal Examiner Report for Teachers.

Cambridge will not enter into discussions about these mark schemes.

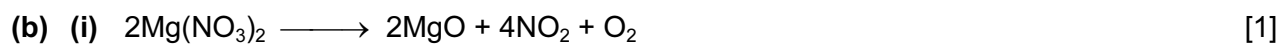
Cambridge is publishing the mark schemes for the October/November 2013 series for most IGCSE, GCE Advanced Level and Advanced Subsidiary Level components and some Ordinary Level components.

Page 2	Mark Scheme	Syllabus	Paper
	GCE A LEVEL – October/November 2013	9701	43

1 (a)



dative bond to an oxygen using two N electrons [1]  
 8 electrons around N in 1 double + 2 single bonds [1]  
 a total of 24 electrons, including one, and *only one* " " [1]  
 (the extra electron, " ", can be in a bond or a lone pair) [3]

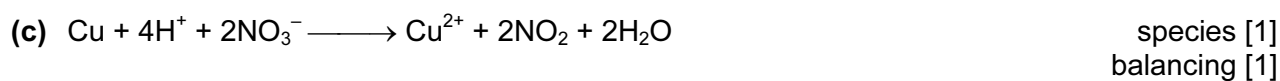


(ii) (down the group)  
 nitrates become more stable *or* are more difficult to decompose *or* need a higher temperature to decompose [1]

because there is less polarisation of the anion/nitrate ion/N–O bonds [1]

as radius of  $\text{M}^{2+}$ /metal ion increases *or* charge density of the cation decreases [1]

[4]



[2]

[Total: 9]

Page 3	Mark Scheme	Syllabus	Paper
	GCE A LEVEL – October/November 2013	9701	43

- 2 (a) *any two from*: molecules have negligible volume  
negligible intermolecular forces *or* particles are not attracted to each other  
*or* to the walls of the container  
random motion  
no loss of **kinetic** energy during collisions *or* elastic collisions (NOT  
elastic molecules) 2 × [1]  
[2]

(b) (i) low temperature **and** high pressure both required [1]

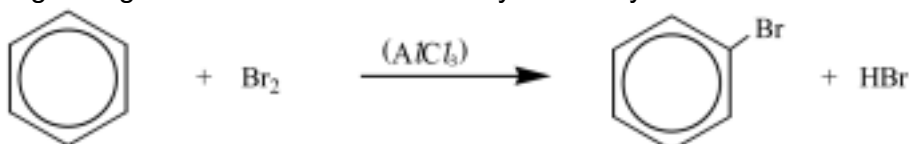
(ii) (at low T) forces between particles are more important, [1]

(at high P) volume of molecules are significant [1]

**[3 max 2]**

(c) (i) endothermic; because the equilibrium moves to the right on heating *or* with increasing temperature *or* because bonds are broken during the reaction [1]

(ii) e.g. halogenation *or* Friedel-Crafts alkylation/acylation



reactants [1]

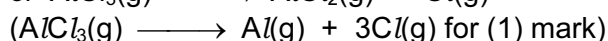
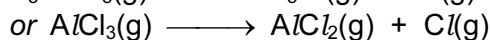
products [1]

other possibilities:  $Cl_2$ ,  $I_2$ ,  $R-Cl$ ,  $RCOCl$  etc.

**[3]**

**[Total: 7]**

<b>Page 4</b>	<b>Mark Scheme</b>	<b>Syllabus</b>	<b>Paper</b>
	<b>GCE A LEVEL – October/November 2013</b>	<b>9701</b>	<b>43</b>

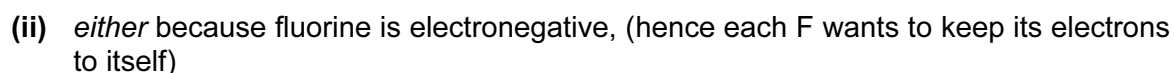


[3]



due to increasing bond length or increase in number of electron shells [1]

which causes less effective orbital overlap or less attraction for the shared pair [1]



or because the bond length is so short there is repulsion between the lone pairs (on F)

or repulsion between the nuclei (of F) [1]

[4 max 3]



$$\Delta H = E(\text{H}-\text{H}) + E(\text{Cl}-\text{Cl}) - 2E(\text{H}-\text{Cl}) = 436 + 242 - (2 \times 431) = -184 \text{ kJ mol}^{-1} \quad [2]$$


for iodine:

$$\Delta H = E(\text{H}-\text{H}) + E(\text{I}-\text{I}) - 2E(\text{H}-\text{I}) = 436 + 151 - (2 \times 299) = -11 \text{ kJ mol}^{-1} \quad [1]$$

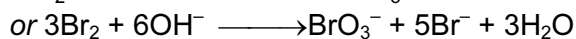
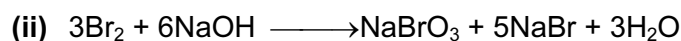


as the H-X bond energy decreases (more than does the X-X bond energy) [1]

[5]



thus  $\text{NaBrO}_3$  [1]



species [1]

balancing [1]

[4]

[Total: 15]

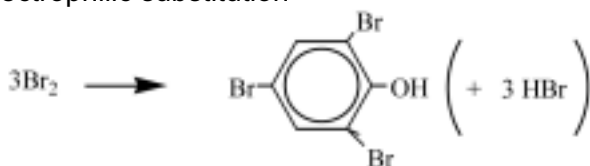
Page 5	Mark Scheme	Syllabus	Paper
	GCE A LEVEL – October/November 2013	9701	43

- 4 (a) (i) Carbon (graphite) has delocalised electrons whereas silicon's electrons are localised. [1]
- (ii) Tin has metallic structure *or* delocalised/mobile electrons whereas germanium has localised electrons *or* giant covalent structure [1]  
[2]
- (b) (i)  $2\text{PbO}_2 \longrightarrow 2\text{PbO} + \text{O}_2$  [1]
- (ii)  $\text{PbO}_2 + 4\text{HCl} \longrightarrow \text{PbCl}_2 + \text{Cl}_2 + 2\text{H}_2\text{O}$  [1]
- (iii)  $\text{SnO} + 2\text{NaOH} \longrightarrow \text{Na}_2\text{SnO}_2 + \text{H}_2\text{O}$  [1]
- (iv)  $\text{GeCl}_4 + 2\text{H}_2\text{O} \longrightarrow \text{GeO}_2 + 4\text{HCl}$  [1]  
[4]

[Total: 6]

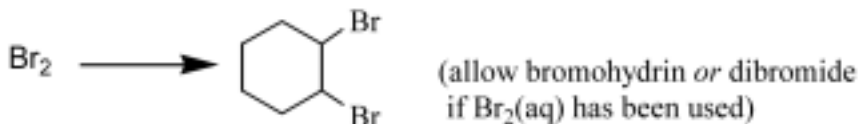
Page 6	Mark Scheme	Syllabus	Paper
	GCE A LEVEL – October/November 2013	9701	43

- 5 (a) (i)  $\text{Br}_2(\text{aq})$  [1]  
 electrophilic substitution [1]



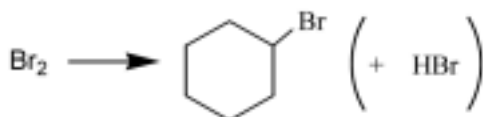
[1]

- (ii) no special conditions [1]  
 electrophilic addition [1]



product [1]

- (iii) light/UV *or* heat [1]  
 (free) radical substitution [1]

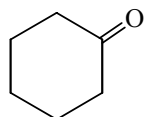


product [1]

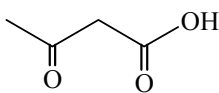
balanced equation in (i) (i.e.  $3\text{Br}_2$  and  $3\text{HBr}$ ) [1]  
 balanced equation in (iii) (i.e.  $\text{Br}_2$  and  $\text{HBr}$ ) [1]

[11 max 10]

- (b) (i)



**C**



**D**



**E**

3 correct structures (can be in any order)  $3 \times [1]$

- (ii) results of tests:  
 with 2,4-DNPH: **C and D** [1]  
 with  $\text{I}_2 + \text{OH}^-$ : **D only** [1]  
 with  $\text{NaOH}$ : **D and E** [1]

(N.B. letters may be different – must refer to the candidate's formulae)

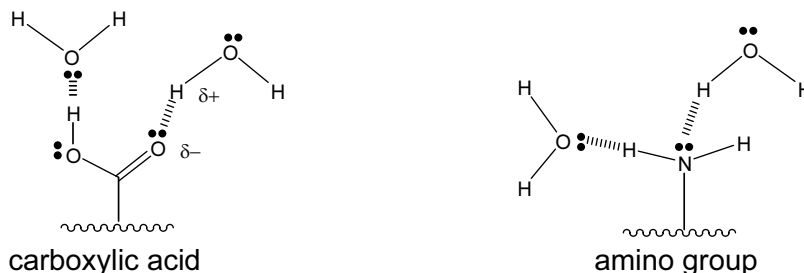
[6]

[Total: 16]

Page 7	Mark Scheme	Syllabus	Paper
	GCE A LEVEL – October/November 2013	9701	43

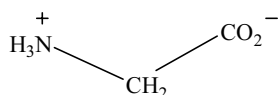
- 6 (a) A (Bronsted-Lowry) acid is a proton donor. [1]  
[1]

(b) (i)



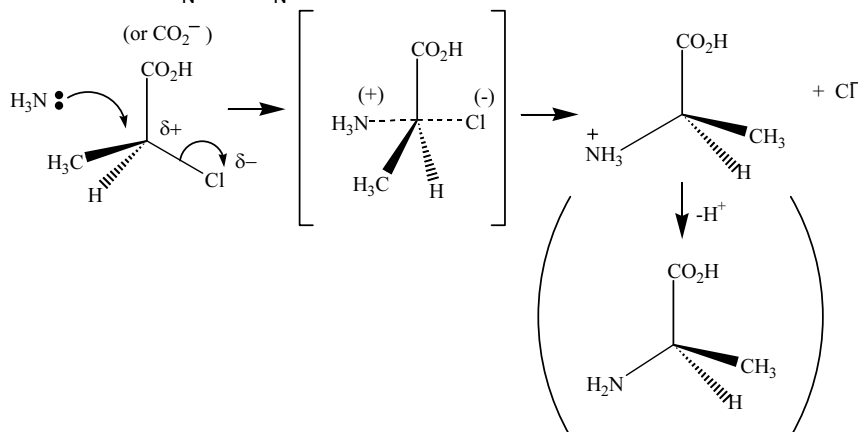
- at least one H<sub>2</sub>O molecule in the right orientation: attached to –CO<sub>2</sub>H [1]  
attached to –NH<sub>2</sub> [1]  
lone pair (on oxygen in H<sub>2</sub>O or –CO<sub>2</sub>H or on nitrogen) shown at least once on a H-bond [1]  
δ+ and δ– shown at least once (at each end of the same H-bond) [1]

(ii)



[1]  
[5]

(c) allow either S<sub>N</sub>1 or S<sub>N</sub>2



- any three of δ+ and δ– shown in C–Cl  
curly arrow from **lone pair on NH<sub>3</sub>** to (δ+) carbon  
curly arrow from C–Cl bond to Cl  
5-coordinate transition state *or* carbocation intermediate if S<sub>N</sub>1, with correct charge

[3]  
[3]

- (d) lysine @ pH 1: <sup>+</sup>NH<sub>3</sub>(CH<sub>2</sub>)<sub>4</sub>CH(NH<sub>3</sub><sup>+</sup>)CO<sub>2</sub>H [1]  
aspartic acid @ pH 12: <sup>-</sup>O<sub>2</sub>CCH<sub>2</sub>CH(NH<sub>2</sub>)CO<sub>2</sub><sup>-</sup> [1]  
[2]

Page 8	Mark Scheme	Syllabus	Paper
	GCE A LEVEL – October/November 2013	9701	43

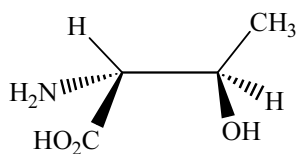
(e) (i) 6 (six) [1]

(ii) *either*  $\text{H}_2\text{NCH}(\text{CH}_3)\text{CO}-\text{NHCH}(\text{CH}_2\text{OH})\text{CO}_2\text{H}$  [2]  
*or*  $\text{H}_2\text{NCH}(\text{CH}_2\text{OH})\text{CO}-\text{NHCH}(\text{CH}_3)\text{CO}_2\text{H}$  [3]

(f) (i) Compounds have the same **structural** formula but ....  
different (spatial) arrangement / position *or* orientation of atoms in space [1]

(ii) J [1]

(iii)



[1]  
[3]

[Total: 17]

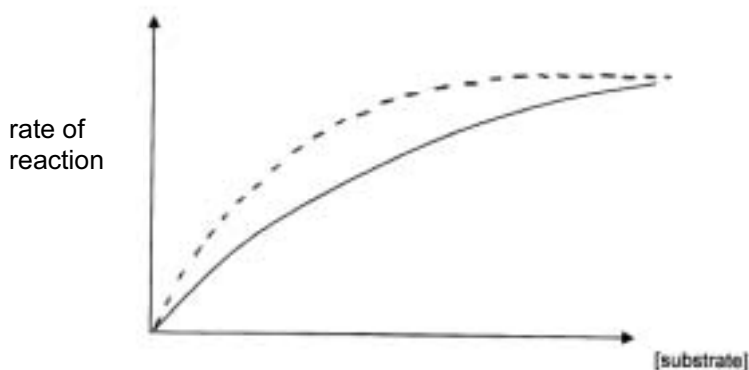


Page 9	Mark Scheme	Syllabus	Paper
	GCE A LEVEL – October/November 2013	9701	43

### Section B

- 7 (a) (i) Metals such as Hg, Ag, Cd, Pb, Cu (identified – NOT just "heavy metals")  
(allow names, atomic symbols or ions, names or formulae of salts – e.g.  $\text{Pb}(\text{NO}_3)_2$ )  
or penicillin or organophosphorus insecticide etc. [1]
- (ii) The ion/inhibitor binds to a part of the enzyme molecule away from the active site  
or to an allosteric site [1]  
This changes the shape of the active site or denatures the enzyme [1]  
**OR**  
the inhibitor forms a **covalent/permanent** bond with the active site [1]  
blocking entry of the substrate [1]

(iii)



[1]  
[4]

- (b) (i) (DNA)  $\longrightarrow$  mRNA  $\longrightarrow$  ribosome  $\longrightarrow$  tRNA  $\longrightarrow$  (Protein) [2]
- (ii) stop codon/it is used to stop the growth of a protein chain  
(allow: used at the start of protein synthesis) [1]  
[3]
- (c) (i) Adenosine diphosphate (ADP) or AMP and (inorganic) phosphate/ $\text{P}_i/\text{PO}_4^{3-}/\text{H}_3\text{PO}_4$  [1]
- (ii) Any two of –  
muscle contraction  
transport of ions/molecules or active transport or exocytosis or Na/K pump  
synthesis of new compounds/proteins etc.  
movement of electric charge in nerve cells  
bioluminescence  
non-shivering thermogenesis  
**DNA** synthesis/reproduction 2 × [1]

[3]

[Total: 10]

Page 10	Mark Scheme	Syllabus	Paper
	GCE A LEVEL – October/November 2013	9701	43

- 8 (a) NMR and radiowaves (or VHF/UHF or 40 – 800 MHz) [1]  
[1]
- (b) NMR: protons have (nuclear) spin  
or (spinning) proton produces magnetic moment/field or two spin states  
or protons can align with or against an applied magnetic field [1]
- there is insufficient electron density/cloud around H atoms for X-ray crystallography [1]  
[2]
- (c) Sulfur, because it has the highest electron density [1]  
[1]
- (d) (i)  $\frac{4.5}{1.5} = \frac{100}{1.1} \times n$   
 $n = \frac{100 \times 0.15}{4.5 \times 1.1} = 3.03 = 3$  (calculation must be shown) [1]
- (ii) the –OH peak (broad singlet) at  $\delta$  4.6 [1]
- (iii) 3 (three) [1]
- (iv) **Q** has peak at 11.7 $\delta$ . [1]  
which is due to –CO<sub>2</sub>H [1]  
(This can only be formed by oxidising a *primary* alcohol.)
- or **P** has 4 peaks in its NMR spectrum, not 3 [1]  
in a secondary alcohol with 3 carbons, two (methyl) groups will be in the same  
chemical environment (or wtte) [1]
- or analysis of the splitting pattern in **P**: the peaks at  $\delta$  0.9 and 3.6 are triplets, [1]  
so each must be adjacent to a –CH<sub>2</sub>– group. (hence –CH<sub>2</sub>–CH<sub>2</sub>–CH<sub>3</sub>) [1]
- (v) CH<sub>3</sub>CH<sub>2</sub>CO<sub>2</sub>H (**structure** needed, not name) [1]  
[6]

[Total: 10]

Page 11	Mark Scheme	Syllabus	Paper
	GCE A LEVEL – October/November 2013	9701	43

9 (a) (i) diamond and graphite [1]

(ii) any three from

	graphite	diamond
colour	black	transparent/colourless
electrical conductivity	good conductor	non-conductor
hardness	soft/slippy	hard/non slippy
density	less dense than diamond	more dense than graphite
melting point	lower	higher

3 × [1]  
[4]

(b) Because each carbon is only bonded to 3 others *or* is unsaturated/doubly-bonded/ $sp^2$  *or* has 3 bonding locations (NOT forms only 3 *bonds*) [1]

$C_{60}H_{60}$  [1]  
[2]

(c) (i) Number of atoms carbon present =  $0.001 \times 6.02 \times 10^{23} / 12 = 5.02 \times 10^{19}$  [1]

(ii) Number of hexagons present =  $5.02 \times 10^{19} / 2 = 2.51 \times 10^{19}$

Area of sheet =  $690 \times 2.51 \times 10^{19} = 1.73 \times 10^{22} \text{ nm}^2$  [1]

(iii) Graphene: Yes, since it has free/delocalised/mobile electrons [1]

Buckminsterfullerene: No, (although there is delocalisation within each sphere) it consists of separate/simple/discrete molecules/spheres/particles, (so no delocalisation from one sphere to the next) *or* electrons are trapped within each molecule/sphere [1]

[4]

[Total: 10]