



Cambridge IGCSE™

CANDIDATE
NAME

| |
|--|
| |
|--|

CENTRE
NUMBER

| | | | | |
|--|--|--|--|--|
| | | | | |
|--|--|--|--|--|

CANDIDATE
NUMBER

| | | | |
|--|--|--|--|
| | | | |
|--|--|--|--|



CHEMISTRY

0620/06

Paper 6 Alternative to Practical

For examination from 2023

SPECIMEN PAPER

1 hour

You must answer on the question paper.

No additional materials are needed.

INSTRUCTIONS

- Answer **all** questions.
- Use a black or dark blue pen. You may use an HB pencil for any diagrams or graphs.
- Write your name, centre number and candidate number in the boxes at the top of the page.
- Write your answer to each question in the space provided.
- Do **not** use an erasable pen or correction fluid.
- Do **not** write on any bar codes.
- You may use a calculator.
- You should show all your working and use appropriate units.

INFORMATION

- The total mark for this paper is 40.
- The number of marks for each question or part question is shown in brackets [].
- Notes for use in qualitative analysis are provided in the question paper.

This document has **12** pages. Any blank pages are indicated.

- 1 A student investigates the rate of reaction between magnesium ribbon and excess dilute hydrochloric acid by measuring the volume of gas produced.

The student uses the apparatus in Fig. 1.1 to do two different experiments.

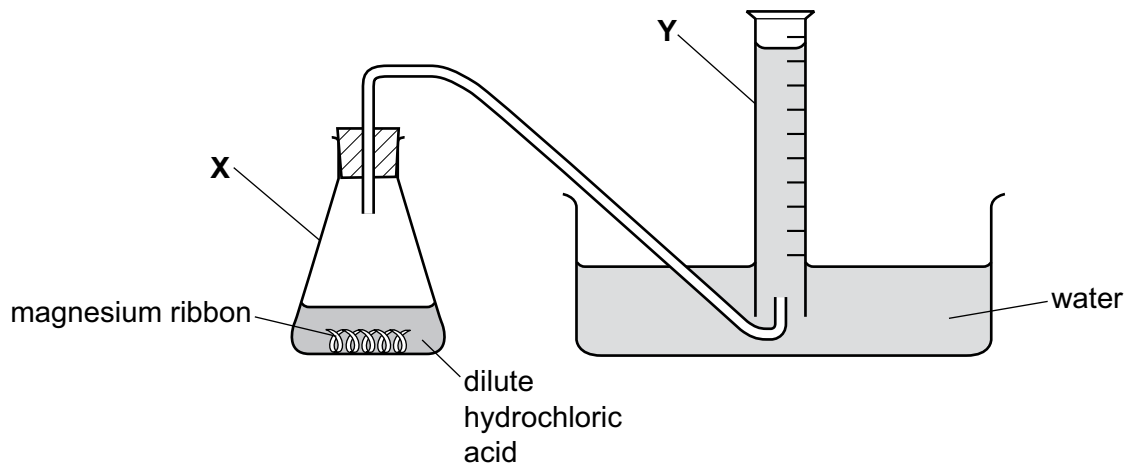


Fig. 1.1

- (a) Name the items of apparatus labelled **X** and **Y** in Fig. 1.1.

X

Y

[2]

- (b) The gas made in the reaction is hydrogen.

Describe how the student can test that the gas is hydrogen.

Give the expected result of the test.

test

result

[1]

Fig. 1.2 shows the results for each experiment.

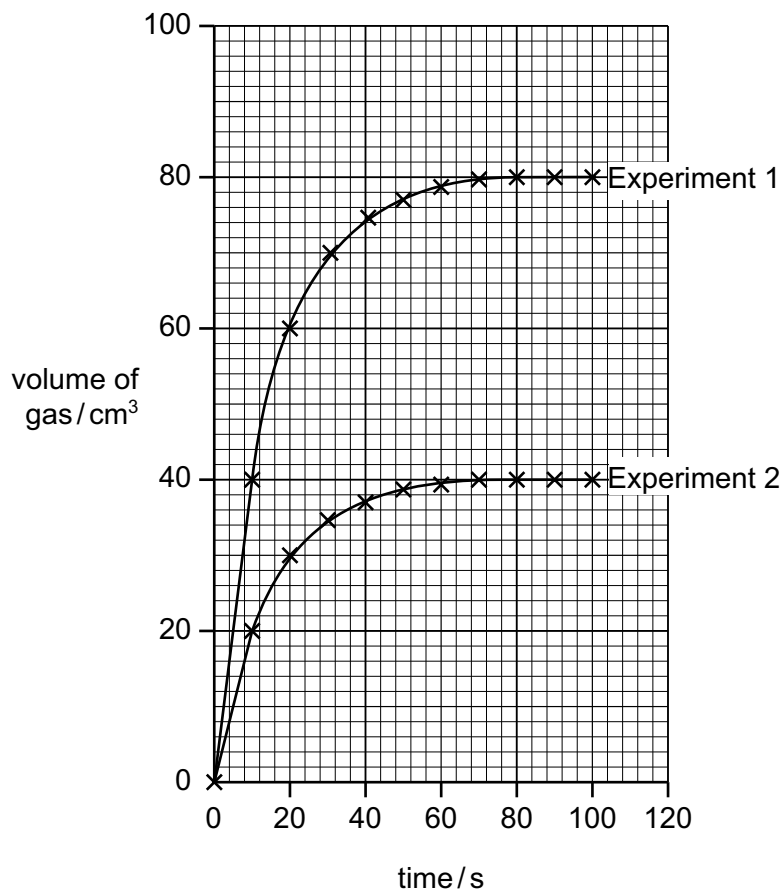


Fig. 1.2

(c) (i) Use Fig. 1.2 to determine the total volume of gas made in each experiment.

total volume in Experiment 1 cm³

total volume in Experiment 2 cm³
[1]

(ii) Use your answers in (c)(i) to suggest what the student changed Experiment 2.

.....
.....
..... [1]

(iii) On Fig. 1.2, sketch the curve expected if Experiment 1 is repeated using magnesium powder instead of magnesium ribbon. All other conditions remain the same. [2]

[Total: 7]

- 2 A student investigates the reaction between dilute hydrochloric acid and two different aqueous solutions of sodium hydroxide labelled solution **A** and solution **B**.

The student does two experiments.

Experiment 1

The student:

- rinses a burette with dilute hydrochloric acid
- fills the burette with dilute hydrochloric acid
- runs out some of the acid so that the level of acid is on the burette scale
- uses a measuring cylinder to pour 25 cm^3 of solution **A** into a conical flask
- adds five drops of thymolphthalein indicator to the conical flask
- swirls the flask while adding the acid from the burette to the conical flask until the solution just changes colour.

Experiment 2

The student:

- empties and rinses the conical flask with distilled water
- repeats Experiment 1 using solution **B** instead of solution **A**.

- (a) Use Fig. 2.1 and Fig. 2.2 to record the readings for Experiments 1 and 2 in Table 2.1 and complete Table 2.1.

Experiment 1

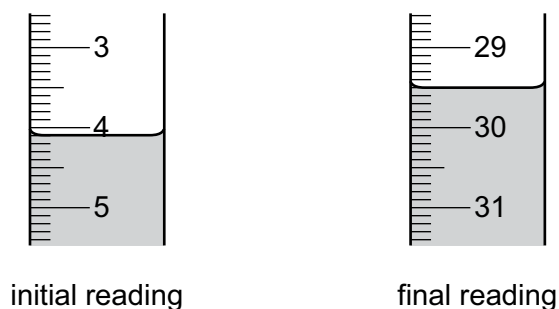


Fig. 2.1

Experiment 2

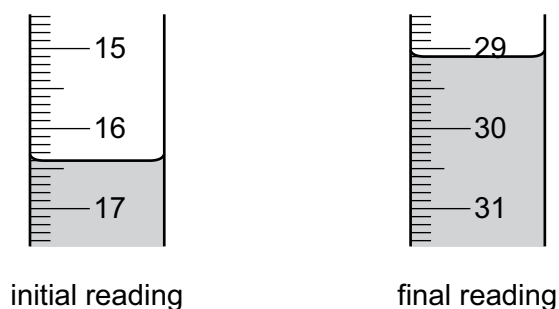


Fig. 2.2

Table 2.1

| | Experiment 1 | Experiment 2 |
|--|--------------|--------------|
| final burette reading / cm ³ | | |
| initial burette reading / cm ³ | | |
| volume of dilute hydrochloric acid added / cm ³ | | |

[4]

(b) State the colour change observed in Experiment 1.

from to [1]

(c) (i) State which solution of sodium hydroxide, solution **A** or solution **B**, is the more concentrated.

Explain your answer.

.....
 [1]

(ii) Deduce the simplest whole number ratio of concentration of solution **A** : concentration of solution **B**.

..... [1]

(d) State the volume of hydrochloric acid needed if Experiment 1 is repeated using 10 cm³ of solution **A**.

..... [2]

(e) In Experiment 2 the conical flask is rinsed with distilled water.

(i) Suggest why the conical flask is rinsed with distilled water.

..... [1]

(ii) The conical flask is **not** dried after it is rinsed with distilled water.

Suggest why the conical flask is **not** dried.

..... [1]

- (f) State the effect, if any, on the volume of dilute hydrochloric acid used in Experiment 1 if the solution of sodium hydroxide is warmed before adding the dilute hydrochloric acid.

Give a reason for your answer.

effect on volume

reason [2]

- (g) (i) Suggest how the reliability of the results from Experiment 1 and Experiment 2 can be confirmed.

..... [1]

- (ii) Suggest a more accurate method of measuring the volume of the solution of sodium hydroxide.

..... [1]

- (h) Aqueous sodium hydroxide reacts with aqueous barium chloride to form a white precipitate of barium hydroxide.

Use this information to suggest a different method of finding out which of the solutions of sodium hydroxide, solution **A** or solution **B**, is more concentrated.

In your answer, state how your results show which solution of sodium hydroxide, solution **A** or solution **B**, is more concentrated.

.....
.....
.....
..... [3]

[Total: 18]

3 A student tests two solids, solid **C** and solid **D**.

tests on solid C

Solid **C** is iron(II) sulfate.

Complete the expected observations.

The student dissolves **solid C** in water to form **solution C**.

The student divides **solution C** into three portions.

(a) To the first portion of solution **C**, the student adds 1 cm³ of dilute nitric acid followed by a few drops of aqueous silver nitrate.

observations [1]

(b) To the second portion of solution **C**, the student adds 1 cm³ of dilute nitric acid followed by a few drops of aqueous barium nitrate.

observations [1]

(c) To the third portion of solution **C**, the student adds aqueous ammonia dropwise and then in excess.

observations

..... [2]

tests on solid D

Table 3.1 shows the tests and the student's observations for solid **D**. For **test 2** and **test 3**, the student dissolves **solid D** in water to form **solution D**. The student divides **solution D** into two portions.

Table 3.1

| tests | observations |
|---|---|
| test 1 Do a flame test. | orange-red colour |
| test 2 To the first portion of solution D , add aqueous sodium hydroxide dropwise and then in excess. | white precipitate, no further change |
| test 3 To the second portion of solution D , add 1 cm ³ dilute nitric acid followed by a few drops of aqueous silver nitrate. | white precipitate |

(d) Describe how to do the flame test used in **test 1**.

.....

.....

..... [3]

(e) Identify solid **D**.

.....

..... [2]

[Total: 9]

Notes for use in qualitative analysis

Tests for anions

| anion | test | test result |
|--|---|--|
| carbonate, CO_3^{2-} | add dilute acid, then test for carbon dioxide gas | effervescence, carbon dioxide produced |
| chloride, Cl^- [in solution] | acidify with dilute nitric acid, then add aqueous silver nitrate | white ppt. |
| bromide, Br^- [in solution] | acidify with dilute nitric acid, then add aqueous silver nitrate | cream ppt. |
| iodide, I^- [in solution] | acidify with dilute nitric acid, then add aqueous silver nitrate | yellow ppt. |
| nitrate, NO_3^- [in solution] | add aqueous sodium hydroxide, then aluminium foil; warm carefully | ammonia produced |
| sulfate, SO_4^{2-} [in solution] | acidify with dilute nitric acid, then add aqueous barium nitrate | white ppt. |
| sulfite, SO_3^{2-} | add a small volume of acidified aqueous potassium manganate(VII) | the acidified aqueous potassium manganate(VII) changes from purple to colourless |

Tests for aqueous cations

| cation | effect of aqueous sodium hydroxide | effect of aqueous ammonia |
|---------------------------------|--|--|
| aluminium, Al^{3+} | white ppt., soluble in excess, giving a colourless solution | white ppt., insoluble in excess |
| ammonium, NH_4^+ | ammonia produced on warming | – |
| calcium, Ca^{2+} | white ppt., insoluble in excess | no ppt. or very slight white ppt. |
| chromium(III), Cr^{3+} | green ppt., soluble in excess | grey-green ppt., insoluble in excess |
| copper(II), Cu^{2+} | light blue ppt., insoluble in excess | light blue ppt., soluble in excess, giving a dark blue solution |
| iron(II), Fe^{2+} | green ppt., insoluble in excess, ppt. turns brown near surface on standing | green ppt., insoluble in excess, ppt. turns brown near surface on standing |
| iron(III), Fe^{3+} | red-brown ppt., insoluble in excess | red-brown ppt., insoluble in excess |
| zinc, Zn^{2+} | white ppt., soluble in excess, giving a colourless solution | white ppt., soluble in excess, giving a colourless solution |

Tests for gases

| gas | test and test result |
|-------------------------------|--|
| ammonia, NH_3 | turns damp red litmus paper blue |
| carbon dioxide, CO_2 | turns limewater milky |
| chlorine, Cl_2 | bleaches damp litmus paper |
| hydrogen, H_2 | 'pops' with a lighted splint |
| oxygen, O_2 | relights a glowing splint |
| sulfur dioxide, SO_2 | turns acidified aqueous potassium manganate(VII) from purple to colourless |

Flame tests for metal ions

| metal ion | flame colour |
|------------------------------|--------------|
| lithium, Li^+ | red |
| sodium, Na^+ | yellow |
| potassium, K^+ | lilac |
| calcium, Ca^{2+} | orange-red |
| barium, Ba^{2+} | light green |
| copper(II), Cu^{2+} | blue-green |

Permission to reproduce items where third-party owned material protected by copyright is included has been sought and cleared where possible. Every reasonable effort has been made by the publisher (UCLES) to trace copyright holders, but if any items requiring clearance have unwittingly been included, the publisher will be pleased to make amends at the earliest possible opportunity.

Cambridge Assessment International Education is part of the Cambridge Assessment Group. Cambridge Assessment is the brand name of the University of Cambridge Local Examinations Syndicate (UCLES), which itself is a department of the University of Cambridge.