



UNIVERSITY OF CAMBRIDGE INTERNATIONAL EXAMINATIONS  
International General Certificate of Secondary Education

---

**DEVELOPMENT STUDIES**

**0453/01**

Paper 1

**October/November 2007**

**2 hours**

Additional Materials:     Answer Booklet/Paper

---

**READ THESE INSTRUCTIONS FIRST**

If you have been given an Answer Booklet, follow the instructions on the front cover of the Booklet.

Write your Centre number, candidate number and name on all the work you hand in.

Write in dark blue or black pen.

You may use a soft pencil for any diagrams, graphs or rough working.

Do not use staples, paper clips, highlighters, glue or correction fluid.

Answer any **four** questions.

At the end of the examination, fasten all your work securely together.

The number of marks is given in brackets [ ] at the end of each question or part question.



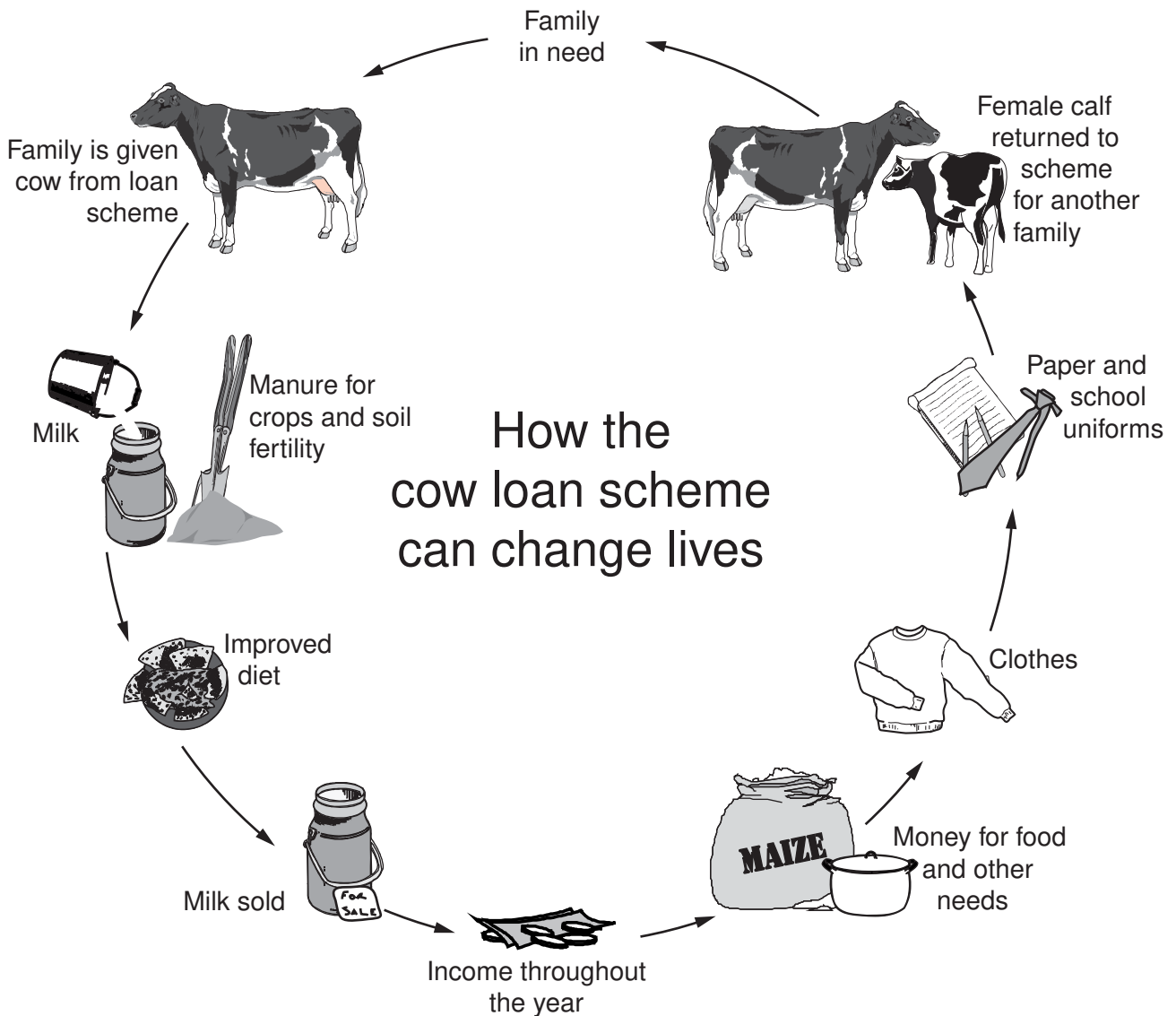
---

This document consists of **8** printed pages.



Answer **four** questions.

1 Study Fig. 1, which shows a diagram drawn by OXFAM, which is a leading NGO.



**Fig. 1**

- (a) What do the letters NGO stand for? [1]
- (b) Why is manure good for the crops and soil fertility? [2]
- (c) Give **two** reasons why the family's diet is improved. [2]
- (d) Give **two** reasons why income throughout the year is important. [2]
- (e) (i) Name **one** basic need that the cow loan scheme meets directly. [1]  
 (ii) Suggest **two** other needs that the scheme might help to satisfy. [2]
- (f) (i) What is the difference between a loan and a gift? [1]  
 (ii) Some NGOs give gifts of money to families in need. Suggest how this could cause problems. [4]

**[Total: 15 marks]**

2 Study Fig. 2, which shows some links between human, physical and biological environments.

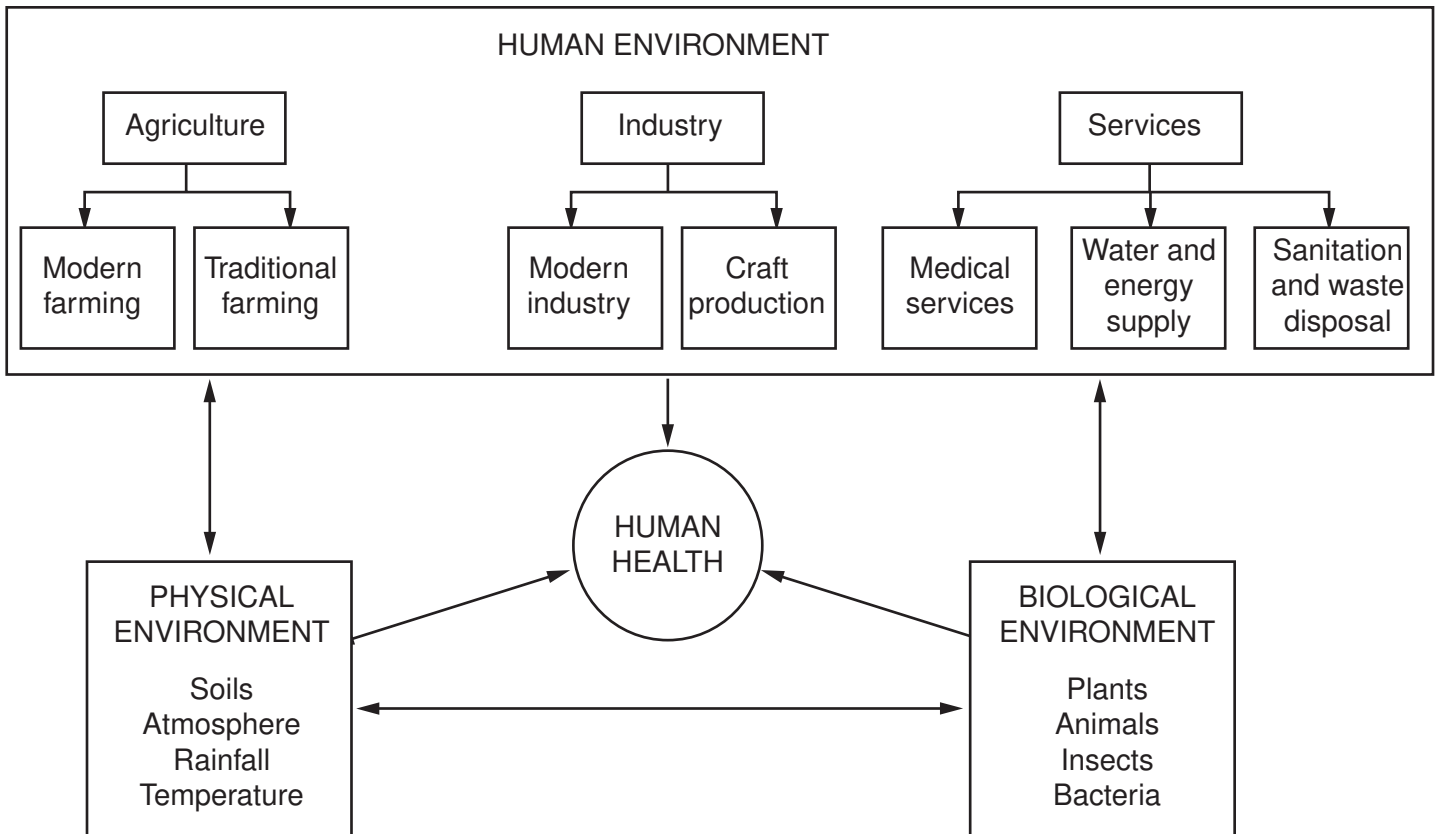
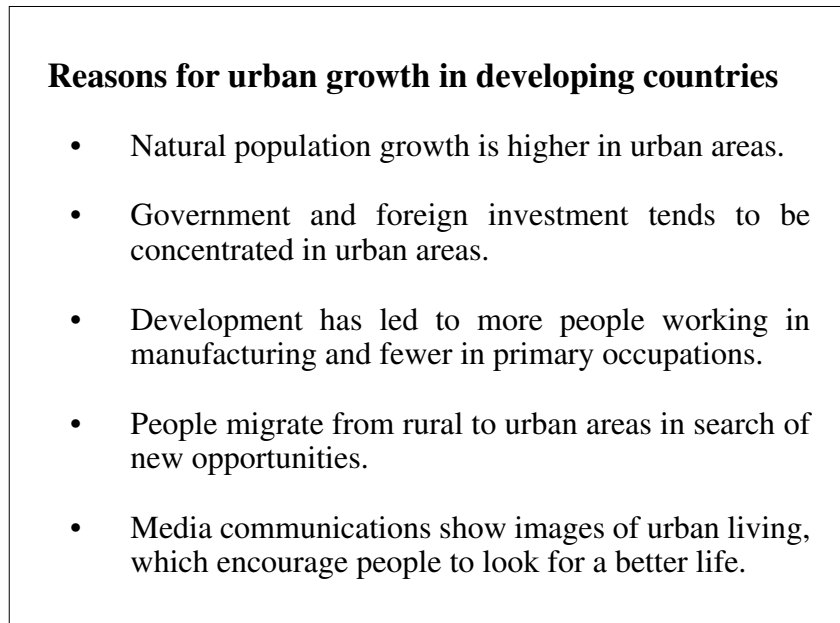


Fig. 2

- (a) Identify the **three** sectors of production shown in Fig. 2. [1]
- (b) (i) What is meant by *traditional farming*? [1]  
(ii) Explain how changes in rainfall might affect the health of a traditional farming community. [2]
- (c) Modern industry is growing in most developing countries.  
(i) Explain how this may lead to improvements in human health. [2]  
(ii) Explain how this may sometimes result in more health problems. [2]
- (d) Give **three** examples of ways that the biological environment can cause health problems. [3]
- (e) Choose **one** of the services shown in Fig. 2 and describe fully how a government programme improving that service would result in better health for the population of your country. [4]

[Total: 15 marks]

3 Study Fig. 3, which shows why cities are growing in developing countries.



**Fig. 3**

- (a) Give **one** reason why natural population growth is higher in urban areas than in rural areas in developing countries. [1]
- (b) (i) Suggest **three** reasons why government investment tends to be concentrated in urban areas. [3]
- (ii) Give **three** reasons why multinational companies are often attracted to urban areas in developing countries. [3]
- (iii) Give **one** example of the kind of investment that non-governmental organisations undertake in urban areas in developing countries. [1]
- (c) What is meant by *primary occupations*? [1]
- (d) Describe, using examples, the different types of 'new opportunities' that encourage people to migrate to urban areas. [6]

**[Total: 15 marks]**

4 Study Fig. 4, which shows selected statistics for Mexico, a country in Latin America.

<b>Mexico</b>	
Population	107 million
Infant mortality rate	21 per 1000 live births
Life expectancy	75 years
Gross National Product (GNP)	US\$ 497 billion
Adult literacy rate	92%
Gross Domestic Product (GDP)	5.3% growth per year
Line telephones	15 million
Mobile telephones	28 million
Internet users	10 million
Employed in sectors of the economy:	
Agriculture	4%
Industry	28%
Services	68%
Population below the poverty line	40%
Illicit drug cultivation:	
Opium poppies for heroin production	4400 hectares
Cannabis	4100 hectares
Unemployed and employed in the informal sector	25%
Mexico City (capital city)	
• Population of built-up area	over 24 million
• Street children	600 000

**Fig. 4**

- (a) What is meant by:
- (i) *infant mortality rate*, [1]
- (ii) *Gross National Product (GNP)*? [1]
- (b) (i) Choose **two** statistics from Fig. 4 and explain why they suggest that Mexico is developing rapidly. [2]
- (ii) Choose **two** statistics from Fig. 4 and explain how they show that Mexico still has some of the problems associated with a low level of development. [2]
- (c) Mexico is a democratic republic, with an elected President. What **three** parts of the government would you expect Mexico to have? [3]
- (d) Mexico City is one of the world's most polluted cities. Choose **two** kinds of pollution that you would expect to find. For each, state the source of this pollution and how it could be reduced. [6]

**[Total: 15 marks]**

- 5 Study Fig. 5, which shows data about Unilever, one of the largest multinational companies (MNCs) or transnational companies (TNCs) in the world.

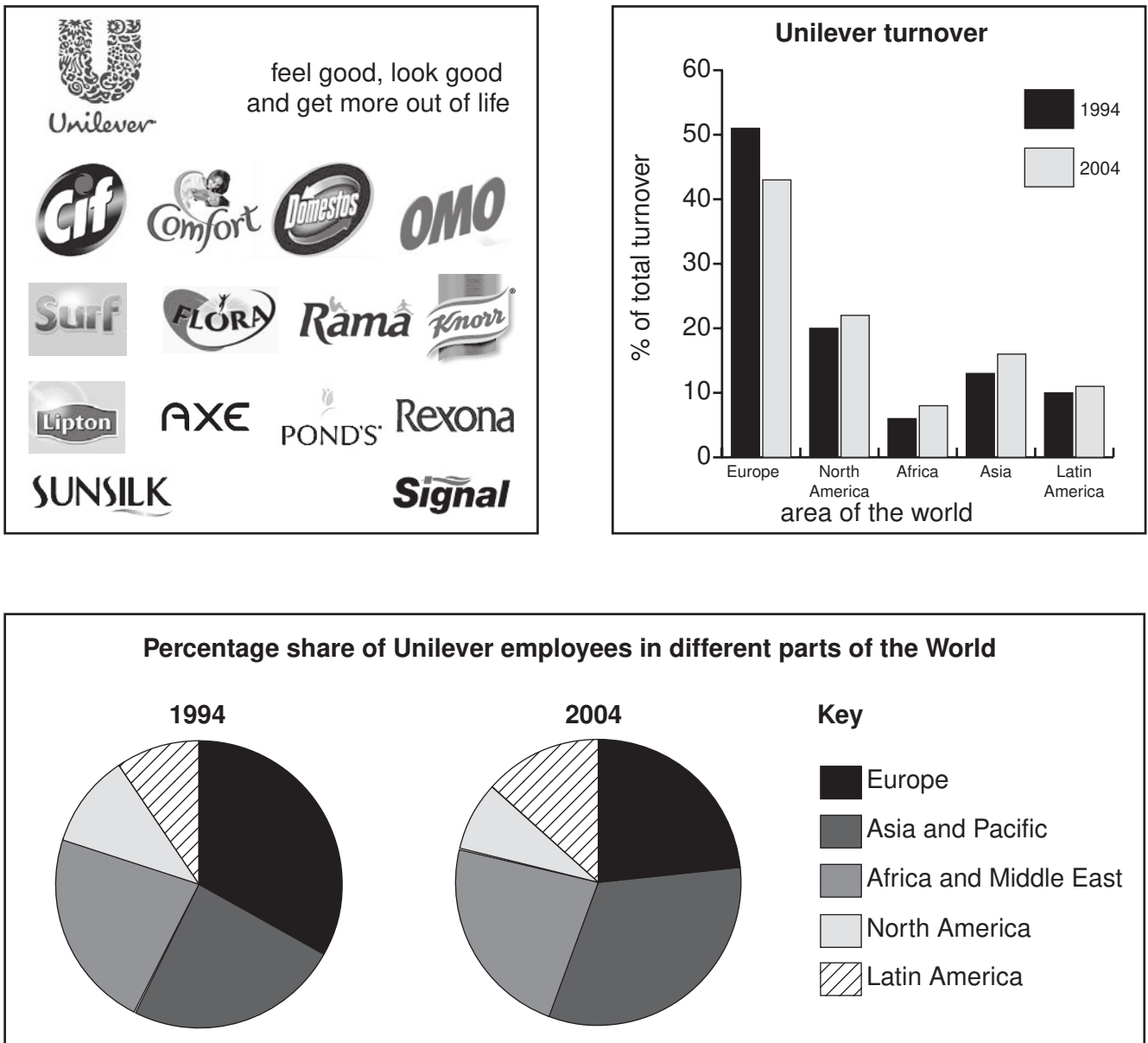


Fig. 5

- (a) Explain the meaning of the term *multinational (transnational) company*. [1]
- (b) The bar graph in Fig. 5 gives information about the *turnover* for Unilever across the continents. Turnover relates to the value of the business.
- In which area of the world did the percentage share of Unilever's total turnover drop between 1994 and 2004? [1]
  - Suggest **one** reason why the percentage share of Unilever's total turnover increased in Asia. [1]
  - In which area of the world has the percentage share of Unilever's employees decreased the most? [1]

- (c) (i) What is the name given to this spread of business and trade throughout the world? [1]
- (ii) Give **two** reasons why people often buy goods made by a MNC rather than those made locally. [2]
- (d) Suggest the advantages to a MNC of expanding into a developing country. [4]
- (e) MNCs often operate in developing countries. Suggest some of the disadvantages that may result for these countries. [4]

**[Total: 15 Marks]**

6 Study Fig. 6, which shows some of the problems of poor farmers in developing countries.

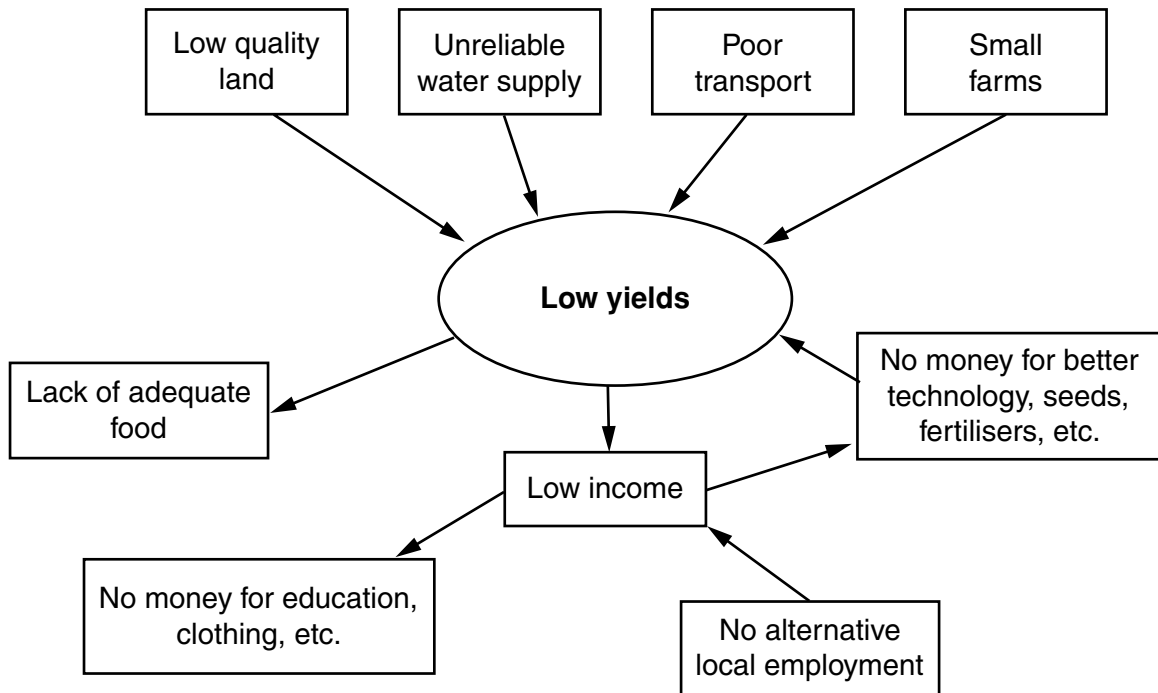


Fig. 6

- (a) Give **two** reasons why poor farmers often have low quality land. [2]
- (b) How might an unreliable water supply affect a poor farmer? [1]
- (c) What is meant by *low yields*? [1]
- (d) Suggest **three** effects that a lack of adequate food will have on a poor farmer's family. [3]
- (e) (i) Give **two** reasons why there is often no alternative local employment for poor families in farming areas. [2]
- (ii) Where do most children of poor farmers have to go to find work and what kind of work is it likely to be? [2]
- (iii) Describe fully a government rural development programme that could help poor farming families. [4]

**[Total: 15 marks]**

Copyright Acknowledgements:

Question 1 Fig. 1 © The material for this question is adapted by the publisher from:  
[http://www.oxfam.org.uk/what\\_you\\_can\\_do/give\\_to\\_oxfam/company/cow\\_loan](http://www.oxfam.org.uk/what_you_can_do/give_to_oxfam/company/cow_loan) with the permission of Oxfam GB, Oxfam House, John Smith Drive, Cowley, Oxford OX4 2JY UK. Oxfam GB does not necessarily endorse any text or activities that accompany the materials, nor has it approved the adapted text.

Question 5 Fig. 5 © Unilever.

Permission to reproduce items where third-party owned material protected by copyright is included has been sought and cleared where possible. Every reasonable effort has been made by the publisher (UCLES) to trace copyright holders, but if any items requiring clearance have unwittingly been included, the publisher will be pleased to make amends at the earliest possible opportunity.

University of Cambridge International Examinations is part of the Cambridge Assessment Group. Cambridge Assessment is the brand name of University of Cambridge Local Examinations Syndicate (UCLES), which is itself a department of the University of Cambridge.