



Cambridge International Examinations
Cambridge International General Certificate of Secondary Education

CANDIDATE
NAME

--

CENTRE
NUMBER

--	--	--	--	--

CANDIDATE
NUMBER

--	--	--	--



DEVELOPMENT STUDIES

0453/01

Paper 1

October/November 2016

2 hours

Candidates answer on the Question Paper.

Additional Materials: Ruler

READ THESE INSTRUCTIONS FIRST

Write your Centre number, candidate number and name on all the work you hand in.

Write in dark blue or black pen.

Do not use staples, paper clips, glue or correction fluid.

You may use a pencil for any diagrams, graphs or rough working.

DO NOT WRITE IN ANY BARCODES.

Answer **all** the questions.

You may not need all the answer lines for your answer.

You should read and study the sources **before** answering the questions.

The Insert contains Photographs A and B for Question 3(a).

The Insert is **not** required by the Examiner. It can be kept by the Centre and used as a teaching resource.

At the end of the examination, fasten all your work securely together.

The number of marks is given in brackets [] at the end of each question or part question.

This document consists of **14** printed pages, **2** blank pages and **1** Insert.

- 1 (a) Millennium Development Goal 3 is to promote gender equality and empower women. Study Fig. 1 which shows the percentage of women working in the non-agricultural sectors of the economy in selected regions.

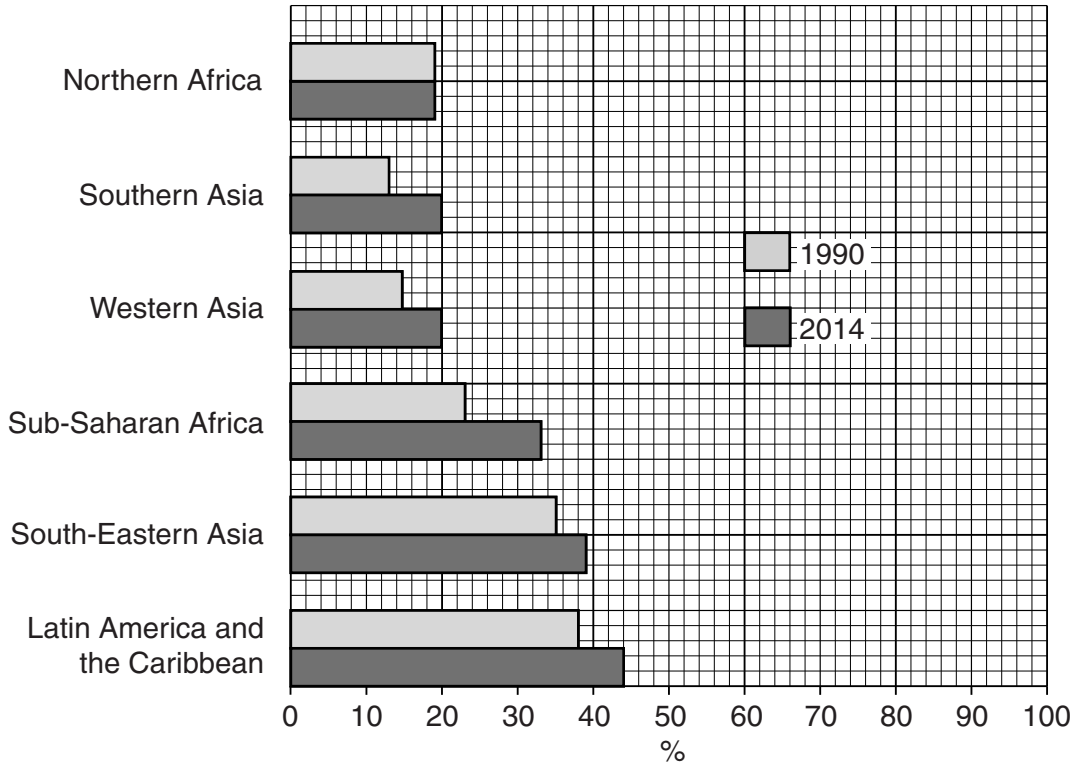


Fig. 1

- (i) Which region showed no change between 1990 and 2014?
 [1]
- (ii) Which region showed the greatest increase in the percentage of women working in the non-agricultural sectors?
 [1]
- (iii) Which region was closest to achieving gender equality in these jobs in 2014? Give **one** reason for your answer, using evidence from Fig. 1.

 [2]

(b) (i) Describe the traditional role of women in many societies in developing countries.

.....
.....
.....
.....
.....
..... [3]

(ii) Suggest **three** policies that would enable more women with families to take paid employment.

1
.....
2
.....
3
..... [3]

(iii) Women have many roles at home, at work and in their community.

Explain why it is important to involve women in decision-making. You may use examples in your answer.

.....
.....
.....
.....
.....
.....
.....
.....
..... [4]

- 2 (a) Study Fig. 2 which is a world map showing levels of human development using the Human Development Index (HDI).

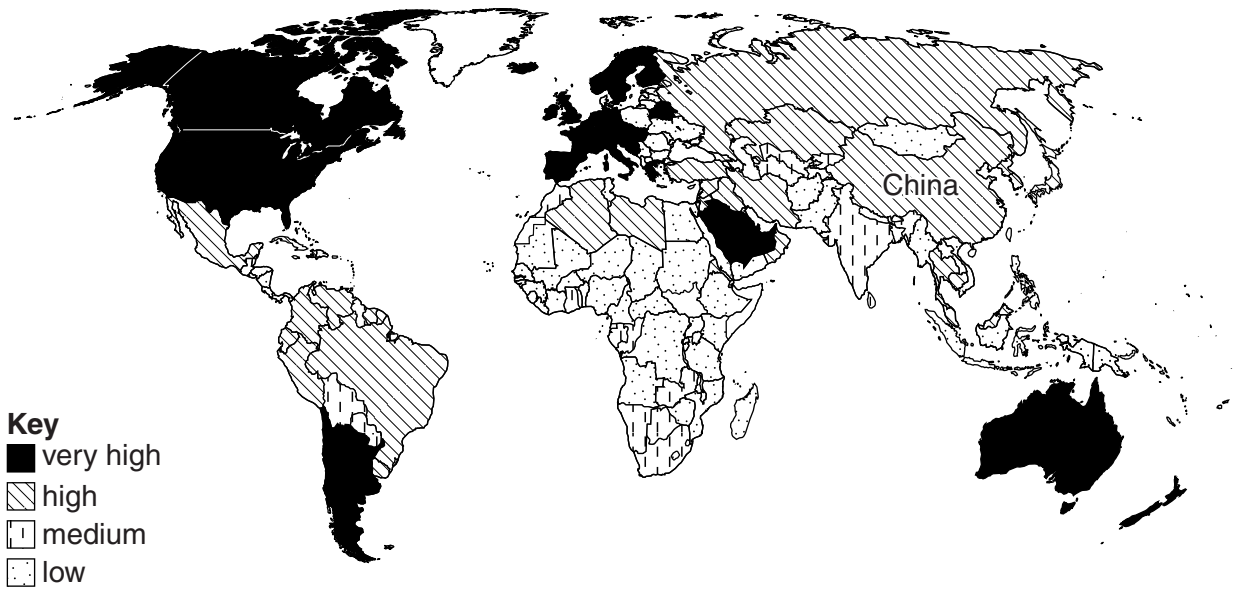


Fig. 2

- (i) What is the level of human development of China?

..... [1]

- (ii) What is the level of human development of most countries in Europe?

..... [1]

- (iii) Compare the level of human development of the countries in Africa with those in South America.

.....
.....
.....
..... [2]

(b) Study Fig. 3 which shows the relationship between HDI and child mortality rates for selected countries in 2013.

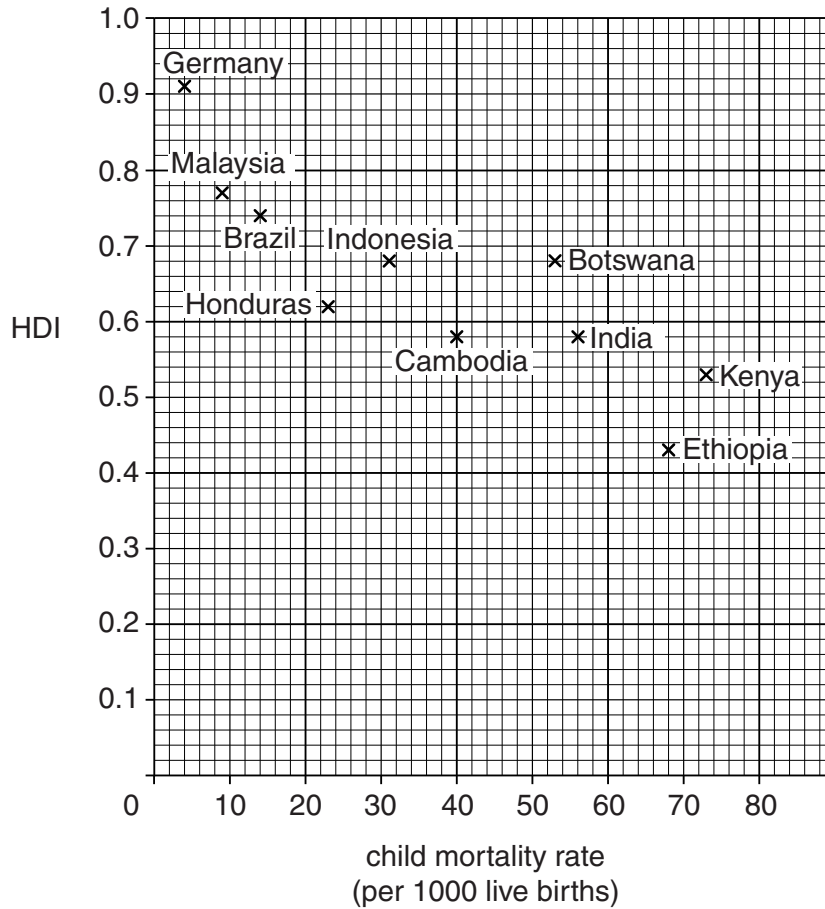


Fig. 3

(i) Describe the relationship shown in the graph.

.....

.....

.....

..... [2]

(ii) Suggest **three** possible reasons why Botswana has a much higher child mortality rate than Indonesia.

1

.....

2

.....

3

..... [3]

3 (a) Study Photographs A and B in the Insert which show two different industries.

(i) In which sector of the economy are these industries found?

..... [1]

(ii) Describe the difference between the two industries shown in Photographs A and B in terms of the following factors of production.

Labour

.....

.....

.....

Capital

.....

.....

..... [4]

(b) Many large companies use outsourcing for some of their production and services.

(i) Define the term *outsourcing*.

..... [1]

(ii) Explain how globalisation and improvements in communication have made outsourcing easier.

.....

.....

.....

.....

.....

.....

..... [4]

(c) Many countries have a negative balance of trade (trade deficit).

Explain how a negative balance of trade can be reduced.

.....

.....

.....

.....

.....

.....

.....

.....

..... [4]

- 4 (a) Study Fig. 4 which shows data about urban population and waste generated for groups of countries based on income levels.

Urban waste includes food, paper, textiles, plastics, metal and glass.

Group of countries	Urban population (millions)		Urban waste generated (1000 kg per day)		Urban waste generated (kg per person per day)	
	2013	2025 (estimated)	2013	2025 (estimated)	2013	2025 (estimated)
Lower Income	343	676	204 802	584 272	0.60	0.86
Lower Middle Income	1293	2080	1 012 321	2 618 804	0.78	1.30
Upper Middle Income	572	619	665 586	987 039	1.16	1.60
High Income	774	912	1 649 547	1 879 590	2.13	2.10

Fig. 4

- (i) What is likely to happen to urban populations by 2025?

.....

 [2]

- (ii) Which **two** groups of countries are likely to produce more than double the amount of urban waste in 2025 than in 2013?

.....
 [1]

- (iii) Compare the change in urban waste generated per person per day in Lower Income with High Income countries between 2013 and 2025. Use data to support your answer.

.....

 [2]

(iv) Urban waste sent to landfill sites causes pollution of various types.

Suggest sustainable ways to reduce the amount of urban waste sent to landfill sites.

.....
.....
.....
.....
.....
.....
.....
..... [4]

(b) Farmers often use chemicals to increase their yields.

Explain how the following can cause problems for the natural environment.

Fertilisers

.....
.....
.....
.....

Pesticides/herbicides

.....
.....
.....
..... [5]

BLANK PAGE

Permission to reproduce items where third-party owned material protected by copyright is included has been sought and cleared where possible. Every reasonable effort has been made by the publisher (UCLES) to trace copyright holders, but if any items requiring clearance have unwittingly been included, the publisher will be pleased to make amends at the earliest possible opportunity.

To avoid the issue of disclosure of answer-related information to candidates, all copyright acknowledgements are reproduced online in the Cambridge International Examinations Copyright Acknowledgements Booklet. This is produced for each series of examinations and is freely available to download at www.cie.org.uk after the live examination series.

Cambridge International Examinations is part of the Cambridge Assessment Group. Cambridge Assessment is the brand name of University of Cambridge Local Examinations Syndicate (UCLES), which is itself a department of the University of Cambridge.