



Cambridge IGCSE™

CANDIDATE
NAME

CENTRE
NUMBER

--	--	--	--	--

CANDIDATE
NUMBER

--	--	--	--



DEVELOPMENT STUDIES

0453/01

Paper 1

October/November 2021

2 hours

You must answer on the question paper.

No additional materials are needed.

INSTRUCTIONS

- Answer **all** questions.
- Use a black or dark blue pen. You may use an HB pencil for any diagrams or graphs.
- Write your name, centre number and candidate number in the boxes at the top of the page.
- Write your answer to each question in the space provided.
- Do **not** use an erasable pen or correction fluid.
- Do **not** write on any bar codes.

INFORMATION

- The total mark for this paper is 80.
- The number of marks for each question or part question is shown in brackets [].

This document has **16** pages.

1 (a) Study Fig. 1.1 which shows global access to improved sanitation.

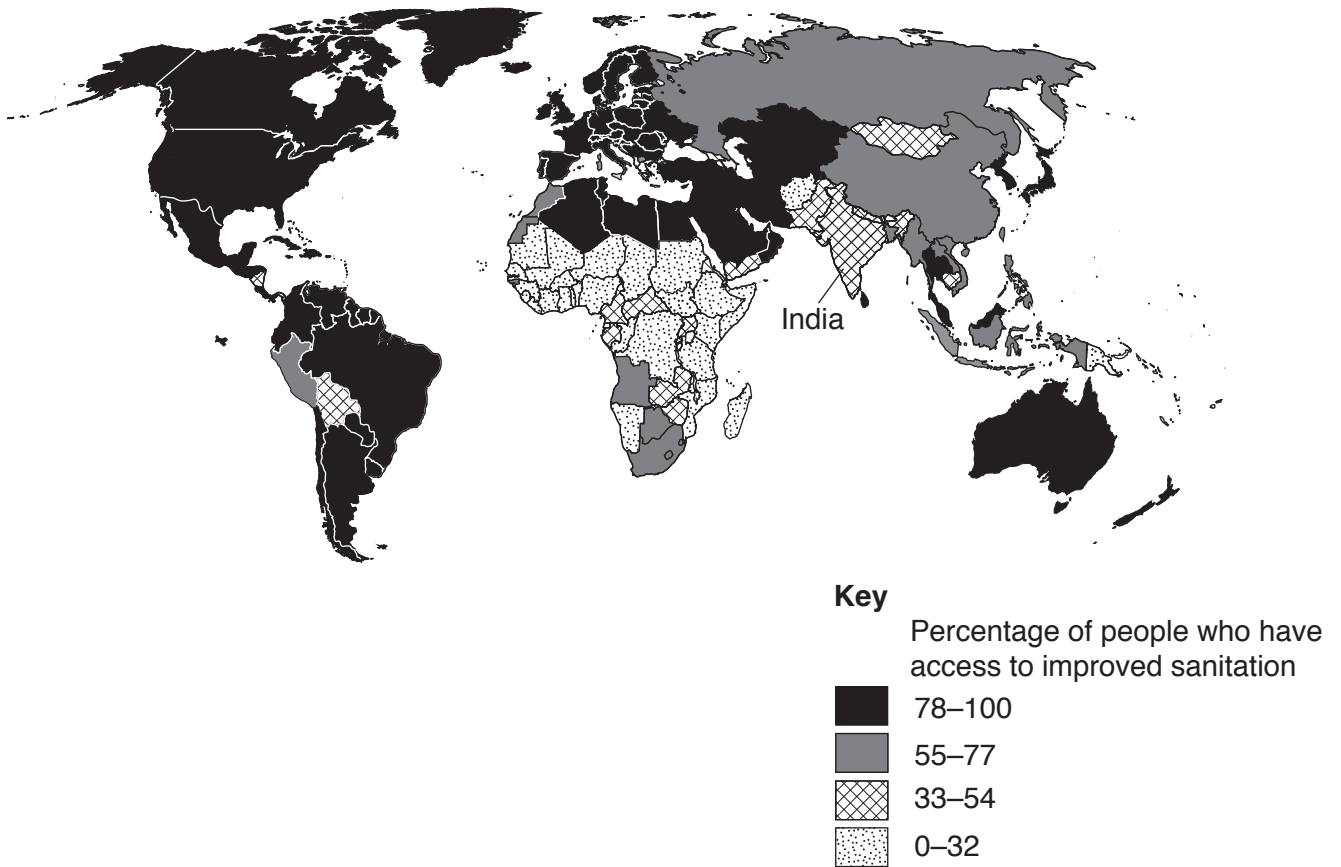


Fig. 1.1

(i) What percentage of the population of India has access to improved sanitation?

..... [1]

(ii) Describe the main differences in access to improved sanitation between continents, as shown in Fig. 1.1.

.....
.....
.....
.....
.....
.....
..... [3]

(b) There are 2.5 billion people in the world who still lack access to improved sanitation and 70% of these people live in rural areas.

(i) Explain why people who live in rural areas are less likely to have improved sanitation than people who live in urban areas.

.....
.....
.....
.....
.....
..... [3]

(ii) Describe **three** problems for women and children that can be caused by a lack of improved sanitation.

1
.....
2
.....
3
..... [3]

- (c) In many rural communities women are often left to look after farms and they may suffer from gender discrimination.

Explain how a government could make women's lives easier and enable them to increase food production.

.....

.....

.....

.....

.....

.....

.....

.....

..... [4]

- 2 (a) Study Fig. 2.1 which shows the population of different age groups in Argentina and Kenya between 1950 and 2100 (estimated).

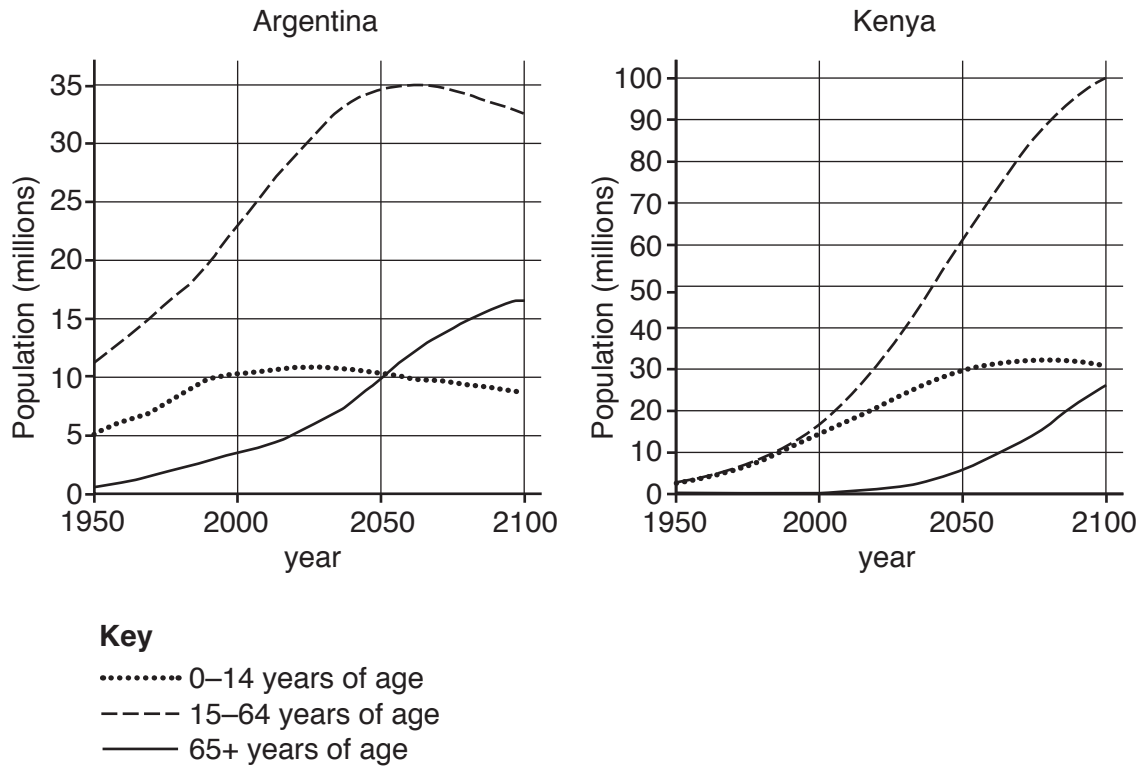


Fig. 2.1

- (i) In which year is the population of children in Argentina expected to equal the number of elderly people?

..... [1]

- (ii) Describe how the population of people aged 65+ in Kenya changes between 2000 and 2100.

.....

 [2]

- (iii) State the main difference between how the population of people aged 15 to 64 is expected to change in Argentina and Kenya.

.....
 [1]

(iv) What is meant by the term 'dependent population'?

.....
..... [1]

(v) What is the dependent population estimated to be in Kenya in 2050?

..... [1]

(b) Explain why it is important for a government to know the changes that are likely to happen to a country's population as it develops.

.....
.....
.....
.....
.....
..... [3]

(c) Explain why a country might have a high population growth rate.

.....
.....
.....
.....
.....
.....
.....
.....
.....
..... [5]

Question 3 begins on page 10.

- 3 (a) Study Fig. 3.1 which shows the location of Peru, Niger and Malaysia (shaded in black) and their main trading partners for goods (merchandise) and Table 3.1 which shows economic trade data.

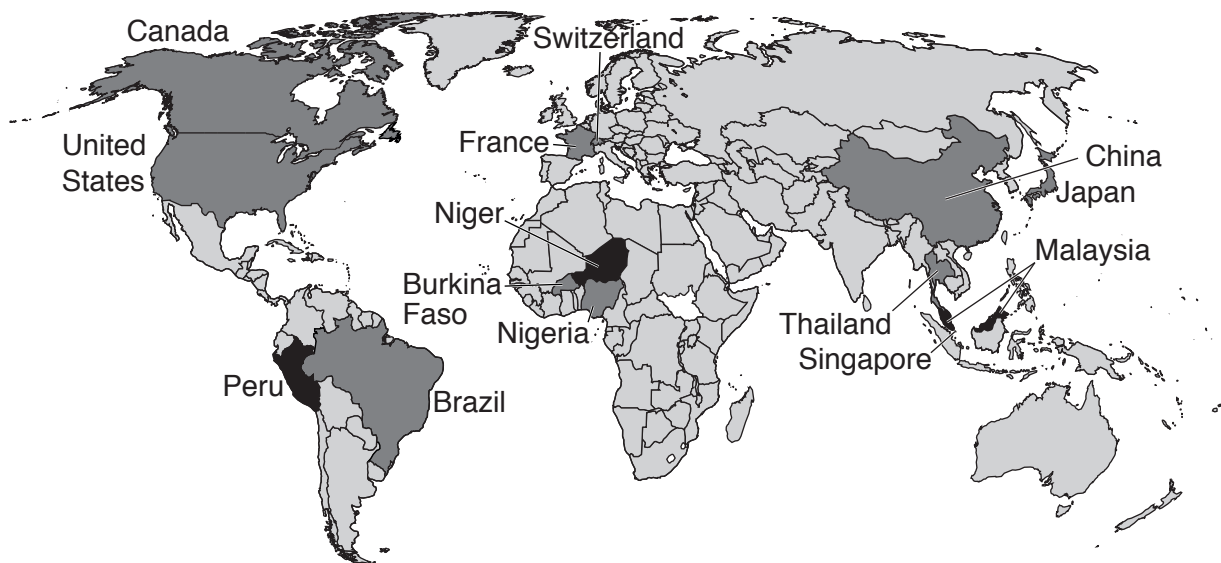


Fig. 3.1

Table 3.1

	Peru	Niger	Malaysia
GDP growth rate	2.6%	5.6%	6%
Goods exports growth rate	-7.4%	-6.3%	2.5%
Main trading partners in US\$m	China 6978	France 552	Singapore 33 270
	United States 6155	Nigeria 328	China 28 186
	Switzerland 2644	Burkina Faso 272	Japan 25 253
	Canada 2500	China 133	United States 19 695
	Brazil 1596	United States 42	Thailand 12 307

- (i) Identify the **two** countries that are main trading partners of all three countries (Peru, Niger and Malaysia).

1

2

[1]

- (ii) Which country trades mainly with countries in the same continent as itself?

Choose from the countries listed below and circle the correct answer.

Peru Niger Malaysia

[1]

(iii) State the GDP growth rate of the country with the highest goods exports growth rate.

.....% [1]

(iv) Using Fig. 3.1 only, suggest the problems for trade that are faced by Niger as a result of its location compared with Peru and Malaysia.

.....
.....
.....
..... [2]

(b) Explain why it is important for countries to trade.

.....
.....
.....
.....
.....
.....
.....
..... [4]

(c) Explain the problems that might be faced by farmers in developing countries who rely on the growing of crops for export.

.....

.....

.....

.....

.....

.....

.....

.....

.....

.....

..... [5]

- 4 (a) Study Fig. 4.1 which shows a tourist resort on the Adriatic coast. This resort was once a small fishing village and fish were caught by traditional methods that had been used for centuries.



Fig. 4.1

- (i) State **three** features of the tourist resort shown in Fig. 4.1.

1

2

3

[3]

- (ii) State **two** problems the tourist development might have caused for the fishermen. Suggest a solution for each problem.

1 Problem

.....

Solution

.....

2 Problem

.....

Solution

.....

[4]

(b) Study Fig. 4.2 which is an extract from a news report on the internet.

<h2 style="text-align: center;">Locals fear environmental disaster</h2>	
<p>Hotel and shop owners as well as local fishermen and environmental campaigners are all concerned at government plans to allow foreign companies to start exploration for oil and gas in the Adriatic Sea. It has taken many years to develop the tourist industry which now provides 7000 jobs, not just in the hotels but also as tour guides and producers of local food.</p>	<p>Traditional fishing methods still form part of the local culture and dolphin watching is becoming more popular.</p> <p>The government has promised that the safety measures will be very strict but local people are not convinced. They have seen what has happened elsewhere when oil has spilled out from pipes or tankers into the sea.</p>

Fig. 4.2

(i) Explain why governments encourage oil production in their countries.

.....

.....

.....

.....

.....

.....

..... [3]

(ii) Explain why the local people are concerned about the government's plans described in Fig. 4.2.

.....

.....

.....

.....

.....

.....

.....

.....

.....

.....

..... [4]

