



**Cambridge International Examinations**  
Cambridge International General Certificate of Secondary Education

CANDIDATE  
NAME

CENTRE  
NUMBER

--	--	--	--	--

CANDIDATE  
NUMBER

--	--	--	--

**ENGLISH AS A SECOND LANGUAGE**

**0511/21**

Paper 2 Reading and Writing (Extended)

**May/June 2014**

**2 hours**

Candidates answer on the Question Paper.

No Additional Materials are required.

**READ THESE INSTRUCTIONS FIRST**

Write your Centre number, candidate number and name on all the work you hand in.

Write in dark blue or black pen.

Do not use staples, paper clips, glue or correction fluid.

DO **NOT** WRITE IN ANY BARCODES.

Answer **all** questions.

Dictionaries are **not** allowed.

At the end of the examination, fasten all your work securely together.

The number of marks is given in brackets [ ] at the end of each question or part question.

This document consists of **15** printed pages and **1** blank page.

## Exercise 1

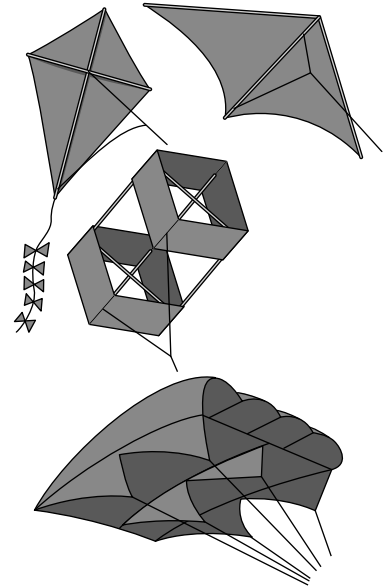
Read the following article about kite flying, and then answer the questions on the opposite page.

# THE WORLD OF KITE FLYING

Kite flying is a popular hobby for children and adults. Kites are named after a particular bird of prey, which is known for its graceful movement in flight and its sudden turns and dives to change direction. Kite flying has a long history and has been the subject of many poems and stories for thousands of years.

## SO MUCH VARIETY

Kites come in a huge variety of colours, shapes and sizes. The shape of the kite is vital because it affects the height and speed at which it flies. The flat kite is a traditional diamond shape and is probably the best known type of kite. The box kite is made with holes that trap the air, which means that it can fly at a greater height in the sky. The top altitude records for kite flying are usually held by large box kites. One of the newest designs, invented in 1963, is the 'parafoil' kite. It is shaped like a parachute, and is very popular with sailors and canoeists because it is fast and flexible when attached to the front of the boat.



## THE FIRST KITES

No one knows exactly when the first kites were invented. It is generally thought that their origin was in China about 2800 years ago. However, cave paintings found on Muna Island in Indonesia show that basic kites may have been in existence for much longer, maybe even for 30000 years. Early Chinese kites were used to measure distances, test the speed and direction of the wind, and as a form of communication. The explorer, Marco Polo, probably introduced kites to Europe around the end of the 13th century.

## KITES TODAY

Today, people fly kites mostly as a hobby or for sport and aerial displays, and kite competitions are taken very seriously by enthusiasts. Kites are also used to pull sledges across the snow and even skaters across the ice. They do have more serious purposes: they have contributed to scientific research into flight, and the way in which air and gravity affect planes and helicopters. They are also useful in the world of work. In the South Sea Islands, for example, kites are important as a fishing aid. Fishermen attach bait to the end of the kite to catch the fish.

## DID YOU KNOW?

In Korea, many parents write the names and birth dates of their children on kites. In Japan, kites are a traditional New Year's gift for children. In Australia, in 1893, the box kite was invented by Lawrence Hargrave. He joined several box kites together in an attempt to develop a flying machine, and was successful in flying about 5 metres off the ground.

- (a) Where do kites get their name from?  
.....[1]
- (b) Why is the shape of the kite so important?  
.....[1]
- (c) What makes the box kite fly higher?  
.....[1]
- (d) Why do water sport enthusiasts like using the parafoil kite?  
.....[1]
- (e) What discovery suggests that kites are much older than 2 800 years?  
.....[1]
- (f) How were kites helpful in China? Give **two** details.  
.....  
.....[1]
- (g) What are the advantages of kites in very cold weather? Give **two** details.  
.....  
.....[1]
- (h) In which country are kites commonly given as presents?  
.....[1]
- (i) How did Lawrence Hargrave manage to fly?  
.....[1]

[Total: 9]

## Exercise 2

Read the following article about the number of languages that have vanished over the years, and then answer the questions on the opposite page.

### LOST FOR WORDS – 500 000 LANGUAGES DISAPPEARED

New research suggests that about half a million languages have existed since the first humans walked the Earth, 160 000 to 200 000 years ago. However, this number has declined over the centuries because many of the world's languages have simply disappeared. The latest estimate is that there are 7 000 languages remaining in the world today, but many of these are under threat of dying out completely.

We now have the smallest number of different languages, with only about 20 recognised by the population of the world in general. The vast majority of the remaining languages are spoken by tribal groups containing only a few thousand people. One example of this is Papua New Guinea in South East Asia. It is a country where you can find over 800 languages, which is an incredible 12 per cent of the total number of the world's languages. There are places in that country where you can find a new language spoken every three or four kilometres.

One explanation for this extraordinary situation in Papua New Guinea is that the climate makes it easy for small groups to grow their own food and survive independently. This means that more languages will develop and remain. As a university professor says, "Different groups of people use language to mark out their territories and draw boundaries. They also use it to distinguish themselves from other groups. They can tell who is a member of the group and who isn't."

Country	USA	NIGERIA	NORTH KOREA	PAPUA NEW GUINEA
Total number of languages	364	521	1	830
Percentage of indigenous languages	45%	95%	0%	100%

It is interesting to consider the reasons why some languages survive while others die out. It is not just a matter of how difficult the language is to learn – English, for example, is well known for its difficult spelling and pronunciation. Sometimes, the survival of a language is simply because the society that uses it is successful, and this helps to maintain and spread the language more and more. How well the language survives is also affected by the natural geographical features of a country, in particular, how easy it is to travel within a country and to neighbouring countries.

There are no languages that are superior to others. There are just lucky ones, and the luckiest of them all is English. The professor continues, "The most commonly spoken mother tongue is Mandarin. This is followed by Spanish and then Hindi / Urdu, but these are largely spoken within one country or continent. English is only the fourth most commonly spoken mother tongue, and yet it has become the leading international means of communication."

Although some animals use signs and sounds to communicate in a limited way with one another, only humans can learn to use a language independently. There are some mysteries about languages that scientists still have to solve. Humans are genetically programmed to learn languages, but no one knows exactly how it works. Another mystery is when exactly humans first learnt to communicate through speech. It is not possible to tell from fossil records when humans made the first sounds.

It is sad for the people who lose their language, because this leads to a loss of traditions and culture as well. The university professor states, "Just as hundreds of thousands of languages have died out, so many more will follow until we are left with just a few. English is most people's second language across the entire world, so English will probably be one of them, despite the fact that it is difficult to learn to pronounce."

However, many people believe that the world will be a poorer place without the rich diversity of a wide range of languages.

- (a) How many languages have there been since the first humans?  
.....[1]
- (b) Why is the number of existing languages likely to change?  
.....[1]
- (c) What is surprising about the languages in Papua New Guinea?  
.....[1]
- (d) In what ways are languages useful to different groups? Give **two** details.  
.....  
.....[1]
- (e) According to the diagram, which country has the second highest percentage of indigenous languages **and** what exactly is the percentage?  
.....[1]
- (f) Which factors are important in helping languages to survive? Give **two** details.  
.....  
.....[2]
- (g) Which mother tongue is the second most widely spoken?  
.....[1]
- (h) What are scientists still trying to discover about languages? Give **two** details.  
.....  
.....[2]
- (i) Why is it sad when a native language is lost?  
.....[1]
- (j) What do we learn from the article about the English language? Give **four** details.  
.....  
.....  
.....  
.....[4]

[Total: 15]

### Exercise 3

Rosie Nelmes is in her final year at her school in Manchester, England, and will leave just after her 18th birthday in two months' time. She will then be old enough to become a volunteer in an organisation which runs projects to help homeless people everywhere. The scheme is called Lifebuild and relies on young volunteers to carry out its work around the world.

Rosie first heard about the projects from a talk given at her school by a representative of the organisation. She has since visited their website **www.globallifebuild.org** and has noted some of the key details. The minimum age for participation in the scheme is 18. Volunteers have to be prepared to work for varying lengths of time up to six months and they have to pay for all their travel expenses. Accommodation and food, however, are provided where they are volunteers. Rosie plans to pay for the trip partly by working in a local shop and partly by using money given to her as a birthday present.

Volunteers may choose to work in one of the Lifebuild offices, processing the paperwork that each project generates. Alternatively, they can work at the camp where other volunteers are based and carry out tasks such as cooking, cleaning and basic repair jobs. Thirdly, they may choose to go into the community and help with the building of housing and shelters for the homeless people. Rosie would certainly prefer to do this part of the work.

Volunteers may choose to work in Africa, Asia or Europe. Rosie will not know the exact location until after the interview, but her preference is for Asia. She is happy to travel as far as possible from the UK because she wants to spend the maximum of six months working on the project.

Initially, Rosie is required to attend an information meeting. There are two possible dates for the meeting, Thursday 10th July or Saturday 12th July, but because of her school commitments, she would need to attend on the Saturday. Transport to the meeting is no problem because she lives at 37 Deansgate Road in Manchester, and this is only 20 minutes' walk to the hotel where the meeting is taking place. Her mother, Marianna Nelmes, is going to accompany her to the meeting as a guest so that she is also fully informed about the projects. If Rosie likes what she hears at the meeting, then she will have to complete an application form and submit it with her CV, then attend a formal interview. The organisation can contact her on her phone (07973895224) or by email (**rosperson2@yoodle.co.uk**)

The first stage, however, is for Rosie to fill out an attendance form on the organisation's website in order to book for the information meeting.

**Imagine you are Rosie. Fill in the attendance form on the opposite page, using the information above.**

## Lifebuild Project: Meeting Attendance Form

### Section A Personal details

Full name: .....

Home address: .....

Age: .....

Gender: (please delete)      MALE      FEMALE

Contact details: phone ..... email .....

### Section B Meeting details

Preferred date of meeting: .....

Please reserve: (please circle one)

1      2      3      4      places at the meeting

Full name of guest(s) (if applicable): .....

### Section C Additional details

If selected for the project, in which continent would you prefer to work?

.....

For what length of time would you be available to work with the project?

.....

How would you finance the travel costs?

.....

Where did you hear about our organisation?

.....

### Section D

In the space below, write **one** sentence of between 12 and 20 words about the tasks you would prefer to do if selected.

[Total: 8]

## Exercise 4

Read the following article about Madame Tussauds, a museum which creates life-size figures made of wax, and then complete the notes on the opposite page.

### BEHIND THE SCENES AT MADAME TUSSAUDS

There are only two hours to opening time at the Madame Tussauds Wax Museum in London. The staff and the artistic team are busy examining the 200 wax models of famous people exhibited there. One of the tasks of the team is to check each model carefully every day for signs of damage. Most museums in the world have a strict ‘no touch’ rule when it comes to their exhibits. At Madame Tussauds, however, visitors don’t just stare at the lifelike figures; they are allowed to touch and even hug all the wax celebrities on display.

“A traditional museum has ropes around the exhibits to protect what is on display, but this is not our policy,” explains the general manager of Madame Tussauds. “This is the nearest that a lot of people are going to get to a real life celebrity. We allow our visitors to go up close as if they were personal friends.”

This policy does create problems, however, when there are over one million visitors each year. The wax models become scratched, dirty and sometimes worse. It is the task of the artistic team to carry out all the necessary repairs to the figures. This needs to be done quickly because everything must be perfect every day at opening time. Most visitors probably don’t know how much they are damaging the figures, each of which can cost over £100 000.



Charles Garossi, a wax artist, is examining the head of a famous film star. There are scratches on the face, but Charles quickly sets to work. He mixes the oil paints that he carries on a palette and brushes paint across the face. The problem is solved in seconds. Moments later, he inspects the back of the neck of a well-known sports star. There are some deep marks, caused by fingernails. It is a bigger job, and so he uses a knife-like tool and some skin-coloured wax from his pocket to repair the damage. One of the challenges for artists like Garossi is to work with a variety of tools.

Garossi can take a lump of wax and, within minutes, shape it into a human ear. Not just any ear, but the uniquely shaped ear of the celebrity who lost it. For more extensive repairs, like a head that has been knocked off onto the floor, the artists work in the laboratory. This is a massive room, filled with the smells of oil paint and hair spray. Wooden heads are lined up along a wall, some with wigs and others waiting for the hairdresser to arrive, to create the latest style. Workbenches are covered with a mixture of body parts – detached legs and arms – and torn clothes.


The artists at Madame Tussauds constantly have to study gossip magazines for the latest photos of the celebrities, so that they can keep the figures’ clothes, hair and even tattoos up to date. Everything is carried out in a traditional manner; the museum’s policy is not to allow digital technology. As the hairdresser says, “I grew up watching my mother styling my aunt’s hair in the kitchen – times have changed, but the techniques are still the same.”



You are going to give a talk about the Madame Tussauds museum to your school art club.

Prepare some notes to use as the basis for your talk.

Make your notes under each heading.



Museum policies

- .....
- .....

Tasks of the artistic team

- .....
- .....
- .....
- .....

Details of the laboratory

- .....
- .....
- .....

[Total: 9]

### Exercise 5

Read the following article about the increasing amount of artificial light that humans are creating. **On the opposite page, write a summary about the negative aspects of light pollution in our world.**

**Your summary should be about 100 words long (and no more than 120 words long). You should use your own words as far as possible.**

You will receive up to 6 marks for the content of your summary and up to 5 marks for the style and accuracy of your language.

## TURNING NIGHT INTO DAY

If humans were really comfortable under the light of the moon and stars, we would happily go around at night without any artificial light. We would be able to see the world in the same way as the many species that exist in darkness are able to see it. The fact is that we are daytime creatures, with eyes adapted to living in the sunlight.

In order to create a longer day, even extending to 24 hours, we have lit up the night. We have changed it to suit our purposes by filling the darkness with light. This kind of action disturbs human and natural life and comes with disadvantages as well as benefits. By artificially increasing the amount of light in our world, we have produced light pollution.

Light pollution is largely the result of bad lighting design, which allows artificial light to shine outwards and upwards into the sky, where it is not wanted, instead of focusing it downwards, where it is needed. Most of us live in towns and suburbs, which suffer from too much light coming from homes, offices, factories and roads. In these areas, we are often unable to control the light that invades our homes and private lives.



In most cities, the sky looks as though it has been emptied of stars. Many of us have grown up seeing nothing more than a hazy sky, and we have never enjoyed the wonderful sight of a clear night sky, full of beautiful stars.


Humans have selfishly lit up the night assuming that it had no effect on any living creature. Nothing could be further from the truth. The number of species that are busy in the darkness is astonishing. By increasing the amount of artificial light, we have confused and harmed many creatures. Some birds now sing at unnatural hours in the presence of artificial light. Sea turtles, which much prefer dark beaches to build their nests, find fewer and fewer suitable places.

Like most other creatures, we need darkness. It is as essential to our well-being as light itself. By reducing the amount of darkness each day, we are upsetting the regular timing and rhythm of waking and sleeping. This means that we rarely get enough sleep at the right time.

It was once thought that light pollution only affected astronomers, who needed to see the night sky in all its glorious clarity. In fact, some of the earliest efforts to try and control light pollution, in Flagstaff, USA, were made to protect the view from the Lowell Observatory, situated high above the city. In 2001, Flagstaff was declared the first International Dark Sky City. Now, more and more cities and even whole countries have committed themselves to reducing unwanted artificial light.

Finally, we must not ignore the amount of energy that is wasted throughout the world as a result of our desire for extra light. It is arguable that, of all the different types of pollution, light pollution is perhaps the easiest to reduce. Simple changes in lighting design and installation produce immediate changes in the amount of light lost in the atmosphere and, often, provide immediate energy savings.



**Exercise 6**

You recently received a ticket for free entrance to an event in your city. You went to the event.

**Write a letter to a friend about the event.**

In your letter you should:

- say how you got the ticket
- describe where you went and what happened at the event
- explain your feelings afterwards.

The pictures above may give you some ideas, and you should try to use some ideas of your own.

**Your letter should be between 150 and 200 words long. Do not write an address.**

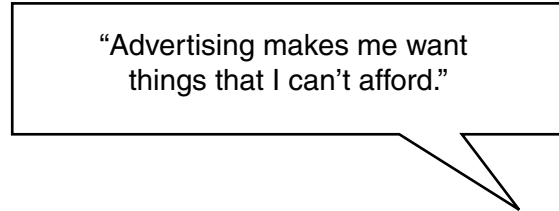
You will receive up to 10 marks for the content of your letter, and up to 9 marks for the style and accuracy of your language.



**Exercise 7**

**Advertisements are everywhere around us. Are they a benefit or not?**

Here are some comments from your friends on the subject:



**Write an article for your school magazine, giving your views.**

The comments above may give you some ideas, and you should try to use some ideas of your own.

**Your article should be between 150 and 200 words long.**

You will receive up to 10 marks for the content of your article, and up to 9 marks for the style and accuracy of your language.



**BLANK PAGE**

---

Permission to reproduce items where third-party owned material protected by copyright is included has been sought and cleared where possible. Every reasonable effort has been made by the publisher (UCLES) to trace copyright holders, but if any items requiring clearance have unwittingly been included, the publisher will be pleased to make amends at the earliest possible opportunity.

Cambridge International Examinations is part of the Cambridge Assessment Group. Cambridge Assessment is the brand name of University of Cambridge Local Examinations Syndicate (UCLES), which is itself a department of the University of Cambridge.