

Syllabus

www.PapaCambridge.com

Cambridge IGCSE First Language Spanish
Syllabus code 0502
For examination in June and November 2011



UNIVERSITY *of* CAMBRIDGE
International Examinations

Note for Exams Officers: Before making Final Entries, please check availability of the codes for the components and options in the E3 booklet (titled "Procedures for the Submission of Entries") relevant to the exam session. Please note that component and option codes are subject to change.

Cambridge IGCSE First Language Spanish Syllabus code 0502

1. Introduction	2
1.1 Why choose Cambridge?	
1.2 Why choose Cambridge IGCSE First Language Spanish?	
1.3 Cambridge International Certificate of Education (ICE)	
1.4 How can I find out more?	
2. Assessment at a glance	5
3. Syllabus aims and assessment	6
3.1 Aims	
3.2 Assessment Objectives and their weighting in the exam	
3.3 Exam exclusions	
4. Description of components	10
4.1 Paper 1: Reading Passage (Core)	
4.2 Paper 2: Reading Passages (Extended)	
4.3 Paper 3: Directed Writing and Composition (both Core and Extended)	
4.4 Component 4: Coursework Portfolio (both Core and Extended)	
4.5 Component 5: Speaking and Listening (Optional)	
5. Curriculum content.....	15
6. Appendix	17
6.1 Grade descriptions	
6.2 Component 4: Coursework Portfolio	
6.2.1 General guidance	
6.2.2 Marking and moderating instructions	
6.2.3 Assessment criteria	
6.2.4 Instructions for completing Individual Candidate Record Cards	
6.2.5 Instructions for completing Coursework Assessment Summary Forms	
6.2.6 Arrangements for external moderation	

Contents

6.3 Component 5: Speaking and Listening

6.3.1 Test structure

6.3.2 Administrative arrangements

6.3.3 Assessment criteria

6.3.4 Instructions for completing the Oral Examination Summary Forms

6.3.5 Arrangements for external moderation

1. Introduction

1.1 Why choose Cambridge?

University of Cambridge International Examinations (CIE) is the world's largest provider of international qualifications. Around 1.5 million students from 150 countries enter Cambridge examinations every year. What makes educators around the world choose Cambridge?

Recognition

Cambridge IGCSE is internationally recognised by schools, universities and employers as equivalent to UK GCSE. Cambridge IGCSE is excellent preparation for A/AS Level, the Advanced International Certificate of Education (AICE), US Advanced Placement Programme and the International Baccalaureate (IB) Diploma. Learn more at www.cie.org.uk/recognition.

Support

CIE provides a world-class support service for teachers and exams officers. We offer a wide range of teacher materials to Centres, plus teacher training (online and face-to-face) and student support materials. Exams officers can trust in reliable, efficient administration of exams entry and excellent, personal support from CIE Customer Services. Learn more at www.cie.org.uk/teachers.

Excellence in education

Cambridge qualifications develop successful students. They not only build understanding and knowledge required for progression, but also learning and thinking skills that help students become independent learners and equip them for life.

Not-for-profit, part of the University of Cambridge

CIE is part of Cambridge Assessment, a not-for-profit organisation and part of the University of Cambridge. The needs of teachers and learners are at the core of what we do. CIE invests constantly in improving its qualifications and services. We draw upon education research in developing our qualifications.

1. Introduction

1.2 Why choose Cambridge IGCSE First Language Spanish?

Cambridge IGCSE First Language Spanish is designed for students whose mother tongue is Spanish. The course allows students to:

- develop the ability to communicate clearly, accurately and effectively
- learn how to use a wide range of vocabulary, and the correct grammar, spelling and punctuation
- develop a personal style and an awareness of the audience being addressed.

Students are also encouraged to read widely, both for their own enjoyment and to further their awareness of the ways in which Spanish can be used. Cambridge IGCSE First Language Spanish also develops more general analysis and communication skills such as synthesis, inference, and the ability to order facts and present opinions effectively.

Successful candidates are well-prepared for further study.

1.3 Cambridge International Certificate of Education (ICE)

Cambridge ICE is the group award of the International General Certificate of Secondary Education (IGCSE). It requires the study of subjects drawn from the five different IGCSE subject groups. It gives schools the opportunity to benefit from offering a broad and balanced curriculum by recognising the achievements of students who pass examinations in at least seven subjects, including two languages, and one subject from each of the other subject groups.

The Cambridge portfolio of IGCSE qualifications provides a solid foundation for higher level courses such as GCE A and AS Levels and the International Baccalaureate Diploma as well as excellent preparation for employment.

A wide range of IGCSE subjects is available and these are grouped into five curriculum areas. First Language Spanish (0502) falls into Group I, Languages.

Learn more about ICE at www.cie.org.uk/qualifications/academic/middlesec/ice.

1. Introduction

1.4 How can I find out more?

If you are already a Cambridge Centre

You can make entries for this qualification through your usual channels, e.g. CIE Direct. If you have any queries, please contact us at **international@cie.org.uk**.

If you are not a Cambridge Centre

You can find out how your organisation can become a Cambridge Centre. Email us at **international@cie.org.uk**. Learn more about the benefits of becoming a Cambridge Centre at **www.cie.org.uk**.

2. Assessment at a glance

Cambridge IGCSE First Language Spanish Syllabus code 0502

Candidates take either:	Or:
Paper 1: Reading Passage (Core) 1 hour 45 minutes Candidates answer questions on one passage of 700–800 words Eligible for Grades C–G 50% of total marks	Paper 2: Reading Passages (Extended) 2 hours Candidates answer three questions on two passages of 600–700 words each, linked by a common theme Eligible for Grades A*–E 50% of total marks
And either:	Or:
Paper 3: Directed Writing and Composition 2 hours 50% of total marks	Component 4: Coursework Portfolio Candidates submit three assignments, each of 500–800 words 50% of total marks

Centres may also choose to enter candidates for Speaking and Listening. Marks for this optional component do not contribute to the overall grade candidates receive for the written components. Instead, where candidates perform to an appropriate standard, certificates record the achievement of grades 1 (high) to 5 (low) in Oral/Aural.

Component 5: Speaking and Listening (Optional)

Approx 10–12 minutes

Individual Task and Discussion

3. Syllabus aims and assessment

3.1 Aims

International General Certificate of Secondary Education (IGCSE) syllabuses are two-year courses for examination at age 16-plus. The IGCSE subjects are grouped and subjects within each group have similar aims and assessment objectives. First Language Spanish is in Group I, Languages, of the International Certificate of Education (ICE) subjects.

The aims of the syllabus are the same for all students. The aims are set out below and describe the educational purposes of a course in a First Language for the Cambridge IGCSE examination. They are not listed in order of priority.

The aims are to:

- 1 enable students to communicate accurately, appropriately and effectively in speech and writing;
- 2 enable students to understand and respond appropriately to what they hear, read and experience;
- 3 encourage students to enjoy and appreciate variety of language;
- 4 complement students' other areas of study by developing skills of a more general application (e.g. analysis, synthesis, drawing of inferences);
- 5 promote students' personal development and an understanding of themselves and others.

3.2 Assessment Objectives and their weighting in the exam

Cambridge IGCSE First Language Spanish has three Assessment Objectives (AOs).

AO1: Reading

Candidates will be assessed on their ability to:

- R1 Understand and collate explicit meanings
- R2 Understand, explain and collate implicit meanings and attitudes
- R3 Select, analyse and evaluate what is relevant to specific purposes
- R4 Understand how writers achieve effects

3. Syllabus aims and assessment

AO2: Writing

Candidates will be assessed on their ability to:

W1 Articulate experience and express what is thought, felt and imagined

W2 Order and present facts, ideas and opinions

W3 Understand and use a range of appropriate vocabulary

W4 Use language and register appropriate to audience and context

W5 Make accurate and effective use of paragraphs, grammatical structures, sentences, punctuation and spelling

AO3: Speaking and listening

Candidates will be assessed on their ability to:

S1 Understand, order and present facts, ideas and opinions

S2 Articulate experience and express what is thought, felt and imagined

S3 Communicate clearly and fluently

S4 Use language and register appropriate to audience and context

S5 Listen to and respond appropriately to the contributions of others

3. Syllabus aims and assessment

Specification grid for the Assessment Objectives

Assessment Objective		Paper 1		Paper 2			Paper 3		Coursework Portfolio	Speaking and Listening
		Q1	Q2	Q1	Q2	Q3	Section 1	Section 2		
AO1 Reading	R1	✓	✓	✓		✓	✓		✓	
	R2	✓	✓	✓		✓	✓		✓	
	R3	✓	✓	✓		✓	✓		✓	
	R4	✓			✓					
AO2 Writing	W1		✓	✓		✓	✓	✓	✓	
	W2		✓	✓		✓	✓	✓	✓	
	W3		✓	✓		✓	✓	✓	✓	
	W4		✓	✓		✓	✓	✓	✓	
	W5		✓	✓		✓	✓	✓	✓	
AO3 Speaking and Listening	S1									✓
	S2									✓
	S3									✓
	S4									✓
	S5									✓

Weighting of Assessment Objectives

Paper	AO1 Reading (marks)	AO2 Writing (marks)	AO3 Speaking and Listening (marks)	Whole assessment %
Paper 1: Reading Passage (Core) OR Paper 2: Reading Passages (Extended)	40	10	-	50%
Paper 3: Directed Writing and Composition (Core + Extended) OR Component 4: Coursework Portfolio (Core + Extended)	10	40	-	50%
Component 5: Speaking and Listening (Optional)	-	-	30	n/a

3. Syllabus aims and assessment

3.3 Exam exclusions

Candidates can combine this syllabus in an exam session with any other CIE syllabus, except:

- syllabuses with the same title at the same level
- 0530 Spanish

Please note that IGCSE, Cambridge International Level 1/Level 2 Certificates and O level syllabuses are at the same level.

4. Description of components

The question papers are set entirely in Spanish.

4.1 Paper 1: Reading Passage (Core)

1 hour 45 minutes

Questions are set on one passage of approximately 700–800 words which is printed on the question paper. Candidates should spend approximately 10 minutes reading the passage. Dictionaries may not be used.

Question 1 (30 marks)

This question is divided into a series of sub-questions requiring answers of different lengths.

The sub-questions are based on the passage provided on the question paper, and test the following reading objectives (30 marks):

- R1 Understand and collate explicit meanings
- R2 Understand, explain and collate implicit meanings and attitudes
- R3 Select, analyse and evaluate what is relevant to specific purposes
- R4 Understand how writers achieve effects

Question 2 (20 marks)

Candidates respond to the passage printed on the question paper.

The question tests the following reading objectives (10 marks):

- R1 Understand and collate explicit meanings
- R2 Understand, explain and collate implicit meanings and attitudes
- R3 Select, analyse and evaluate what is relevant to specific purposes

In addition, 10 marks are available for writing objectives W1–W5.

4.2 Paper 2: Reading Passages (Extended)

2 hours

Questions are set on two passages of approximately 600–700 words each, linked by a common theme. These passages are printed on the question paper. Candidates should spend approximately 15 minutes reading the passages. Dictionaries may not be used.

4. Description of components

Question 1 (20 marks)

This question refers to Passage 1 only and may be sub-divided.
The following reading objectives are tested (15 marks):

- R1 Understand and collate explicit meanings
- R2 Understand, explain and collate implicit meanings and attitudes
- R3 Select, analyse and evaluate what is relevant to specific purposes

In addition, 5 marks are available for writing objectives W1–W5.

Question 2 (10 marks)

This question refers to Passage 1 only and may be sub-divided.
The question tests reading objective R4 Understand how writers achieve effects.

Question 3 (20 marks)

This question may be sub-divided.
Candidates summarise material in each of the passages.
The following reading objectives are tested (15 marks):

- R1 Understand and collate explicit meanings
- R2 Understand, explain and collate implicit meanings and attitudes
- R3 Select, analyse and evaluate what is relevant to specific purposes

In addition, 5 marks are available for writing objectives W1–W5.

4.3 Paper 3: Directed Writing and Composition (both Core and Extended)

2 hours

This paper is divided into two sections, as detailed below. Dictionaries may not be used.

Section 1 – Directed Writing (25 marks)

Candidates read one or more short texts which are printed on the question paper.
They are then asked to use and develop the given information in another form, e.g. a letter, a report, a speech, or a dialogue.

4. Description of components

This question tests the following writing objectives (15 marks):

W1 Articulate experience and express what is thought, felt and imagined

W2 Order and present facts, ideas and opinions

W3 Understand and use a range of appropriate vocabulary

W4 Use language and register appropriate to audience and context

W5 Make accurate and effective use of paragraphs, grammatical structures, sentences, punctuation and spelling

In addition, 10 marks are available for reading objectives R1–R3.

Section 2 – Composition (25 marks)

At least two argumentative/discursive, two descriptive, and two narrative titles will be set. Candidates write on one title only, and write between 350 and 450 words.

This section tests the following writing objectives (25 marks):

W1 Articulate experience and express what is thought, felt and imagined

W2 Order and present facts, ideas and opinions

W3 Understand and use a range of appropriate vocabulary

W4 Use language and register appropriate to audience and context

W5 Make accurate and effective use of paragraphs, grammatical structures, sentences, punctuation and spelling

4.4 Component 4: Coursework Portfolio (both Core and Extended)

Candidates submit a portfolio of three assignments, each of about 500–800 words. The assignments may be done in any order, and are:

- **Assignment 1:** informative, analytical and/or argumentative.
- **Assignment 2:** imaginative, descriptive and/or narrative.
- **Assignment 3:** a response to a text or texts chosen by the Centre. The text(s) should contain facts, opinions and arguments. Candidates respond to the text(s) by selecting, analysing and evaluating points from the material (reading objectives R1–R3). They may write in any appropriate form they wish. Different candidates in the same teaching set may choose to respond in different forms.

The final mark for the Coursework Portfolio will be out of 50.

4. Description of components

The Coursework Portfolio tests the following writing objectives (40 marks):

W1 Articulate experience and express what is thought, felt and imagined

W2 Order and present facts, ideas and opinions

W3 Understand and use a range of appropriate vocabulary

W4 Use language and register appropriate to audience and context

W5 Make accurate and effective use of paragraphs, grammatical structures, sentences, punctuation and spelling

For Assignment 3 only, an additional 10 marks are available for reading objectives R1–R3.

Work may be hand-written or word-processed.

Dictionaries may be used.

Candidates must include the first draft for one of the three assignments submitted. The first draft will not contribute to the final internally assessed mark, or to the externally moderated mark for the Portfolio.

For further guidance see the Appendix of this syllabus.

4.5 Component 5: Speaking and Listening (Optional)

This component description should be read in conjunction with the Appendix of this syllabus and the relevant section of the Handbook for Centres.

There is no question paper for the Speaking and Listening test. The information and forms required for the conduct and assessment of the test are provided in this syllabus.

The final mark for Speaking and Listening will be out of 30.

There are two parts to the test:

Part 1 – Individual Task (3–4 minutes) (10 marks):

For example, a presentation, a talk, a speech, or a monologue (e.g. the candidate talks about his or her reactions to meeting a famous person; the candidate talks about a recent film he or she has seen and suggests why others would also like it).

The candidate talks for about 3–4 minutes on a single topic or theme which they have selected prior to the test.

4. Description of components

The Individual Task tests the following speaking objectives (10 marks):

- S1 Understand, order and present facts, ideas and opinions
- S2 Articulate experience and express what is thought, felt and imagined
- S3 Communicate clearly and fluently
- S4 Use language and register appropriate to audience and context

Dictionaries may be used to prepare the Individual Task, but they may not be taken into the examination.

Part 2 – Discussion (6–7 minutes) (20 marks):

The Individual Task leads into a conversation with the teacher/examiner about the candidate's chosen topic (e.g. an account of meeting a famous person could be developed into a discussion of wider issues such as the nature and role of 'celebrity' and media intrusion; a talk about a film could be developed into discussion of wider issues such as censorship, popular culture, and the film industry).

The discussion tests the following speaking objectives (20 marks):

- S1 Understand, order and present facts, ideas and opinions
- S2 Articulate experience and express what is thought, felt and imagined
- S3 Communicate clearly and fluently
- S4 Use language and register appropriate to audience and context
- S5 Listen to and respond appropriately to the contributions of others

Dictionaries may be used to prepare the Individual Task, but they may not be taken into the examination.

5. Curriculum content

Candidates may follow either the Core curriculum only or the Extended curriculum which includes both the Core and Supplement. Candidates aiming for grades A* to C must follow the Extended curriculum.

Reading	
Core <ul style="list-style-type: none">• Demonstrate understanding of words within extended texts• Scan for and extract specific information• Identify main and subordinate topics, summarise, paraphrase, re-express• Show some sense of how writers achieve their effects• Recognise and respond to simple linguistic devices including figurative language	Extended <ul style="list-style-type: none">• Show a more precise understanding of extended texts• Recognise the relationship of ideas• Draw inferences, evaluate effectiveness, compare, analyse, synthesise• Show understanding of how writers achieve their effects• Recognise and respond to more sophisticated linguistic devices
Writing	
Core <ul style="list-style-type: none">• Express thoughts, feelings and opinions in order to interest, inform or convince the reader• Show some sense of audience• Demonstrate adequate control of vocabulary, syntax and grammar• Exercise care over punctuation and spelling• Write accurate simple sentences• Attempt a variety of sentence structures• Recognise the need for paragraphing• Use appropriate vocabulary	Extended <ul style="list-style-type: none">• Show a wider and more varied sense of different styles to interest, inform or convince the reader• Show a clear sense of audience• Demonstrate a sophisticated use of vocabulary and structures• Demonstrate accuracy in punctuation and spelling• Write accurate complex sentences• Employ varied sentence structures• Write in well-constructed paragraphs• Use imaginative and varied vocabulary

5. Curriculum content

Speaking and Listening	
Core <ul style="list-style-type: none">• Understand and convey both simple and detailed information• Present facts, ideas and opinions in an orderly sequence• Make relevant comments on what is heard, seen or read• Describe experience in simple terms and express intelligibly what is thought and imagined• Recognise and give statements of opinion and attitude• Speak audibly and intelligibly with appropriate tone, intonation and pace	Extended <ul style="list-style-type: none">• Understand and convey more complex information in an interesting and authoritative way• Consciously order and present facts, ideas and opinions for a particular audience• Evaluate and reflect on what is heard, seen or read• Describe and reflect on experience, and express effectively what is thought and imagined• Discuss statements of opinion and attitude, discerning underlying assumptions and points of view

6. Appendix

6.1 Grade descriptions

Grade descriptions give a general indication of the standards of achievement likely to be shown by candidates awarded particular grades.

To achieve a Grade A, a candidate will be able to:

- understand and communicate information at both a straightforward and a complex level.
- understand facts, ideas and opinions, and order and present in detail what is relevant for specific purposes.
- describe and reflect upon experience and detail, analysing effectively what is felt and what is imagined.
- recognise implicit meanings and attitudes of a writer.
- show a clear sense of audience and an understanding of appropriate uses of language.
- write in well constructed paragraphs, using a full range of appropriate sentence structures, and showing accuracy in spelling and punctuation.

And additionally, for candidates taking the Speaking and Listening component:

- select and use appropriate styles and registers. Candidates will vary their sentence structure, vocabulary and expression confidently for a range of purposes, sustaining discussion through the use of a variety of contributions, listening with sensitivity, and occasionally taking the initiative.

To achieve a Grade C, a candidate will be able to:

- understand and convey information both at a straightforward level and at a more complex level.
- understand basic facts, ideas and opinions, presenting them with a degree of clarity and accuracy.
- evaluate material from texts and select what is relevant for specific purposes.
- describe and reflect upon experience and express effectively what is felt and what is imagined.
- recognise the more obvious implicit meanings and attitudes of a writer.
- show a sense of audience and an awareness of appropriate uses of language.
- write in paragraphs, using a variety of types of sentence and taking care over spelling and punctuation.

And, additionally, for candidates taking the Speaking and Listening component:

- use varied vocabulary and organise their Individual Task to communicate clearly, engaging the interest of the listener. In discussion, candidates make significant contributions, mostly in response to the directions of the speaker, showing a readiness to listen and to respond appropriately.

6. Appendix

To achieve a Grade F, a candidate will be able to:

- understand and convey information at a straightforward level.
- understand basic facts, ideas and opinions, presenting them with a degree of coherence.
- select material from texts and comment upon it at a literal level.
- describe experience in concrete terms, expressing intelligibly what is felt and what is imagined.
- recognise clear meanings and explicit attitudes of a writer.
- show awareness that language is used in different ways in different circumstances.
- write at least in single sentences – weaknesses in spelling and punctuation and the construction of complex sentences will be apparent, but will not seriously impair communication.

And, additionally, for candidates taking the Speaking and Listening component:

- develop ideas, describe events and convey their opinions clearly. In discussion, they listen with concentration and make contributions in response to the speaker's ideas and views.

6. Appendix

6.2 Component 4: Coursework Portfolio

6.2.1 General guidance

1 Format of the portfolio

- The three assignments (together with the first draft of one of them) must be securely fastened (e.g. by stapling or treasury tags) and each must be marked clearly with the candidate's name, Centre number and candidate number.
- Work for external moderation must not be sent to CIE in plastic folders or bulky and heavy ring binders.
- A completed Individual Candidate Record Card must be included with each portfolio.

2 Assignments: general issues

- Assignments should arise from the programme of study undertaken by the teaching group.
- The best assignments are usually those that come from a shared learning experience but are finally chosen by individual candidates; negotiation of assignments with the teacher is recommended (bearing in mind that these should be sufficiently challenging to stretch candidates to their full potential). For example, a class might study types of short story and their structures and conventions before individual candidates choose their own titles and write their own short stories for Assignment 2.
- Questions from past IGCSE examination papers should not normally be used for coursework. Candidates are not expected to work under timed conditions.
- Assignments 1–3 may be completed in any sequence during the course. It is generally better that candidates do more than three assignments during the course from which a suitable choice can eventually be made for the final portfolio.

3 Assignments: meeting the syllabus requirements

The assignments must clearly demonstrate different writing intentions and styles to the reader.

For example:

Assignment 1: informative, analytical and/or argumentative	Two examples: <ul style="list-style-type: none">• a logbook/diary giving information of what was done during two days of a work experience or an activity weekend (i.e. writing to <i>inform</i>)• an argument from an informed, personal viewpoint about a topical issue, e.g. arguing against the ill-treatment of prisoners (i.e. writing to <i>persuade</i>)
---	---

6. Appendix

Assignment 2: imaginative, descriptive and/or narrative	Two examples: <ul style="list-style-type: none">• a detailed description of the people who frequent a local shop, and the atmosphere of the shop• a story about internet hacking, demonstrating the candidate's understanding of how to create character, significant event and structure (such as climax or an unusual ending) (i.e. writing to <i>entertain</i>)
---	---

Candidates may submit poetry for Assignment 2, but this must be accompanied by some form of commentary by the candidate, e.g. about how the poem(s) came to be written.

Assignment 3:

Assignment 3 is a piece of directed writing in response to a text or texts chosen by the teacher (or by the candidate, with the teacher's approval). This assignment is assessed for both writing and reading skills.

- The text(s) must contain facts, opinions and/or arguments which can be analysed and evaluated by the candidate.
- Text(s), which may be of local, national or global interest – or all three – should be suitable for the ability range of the candidates, and may be drawn from a variety of sources: e.g. newspapers, magazine articles, travel writing, text-based websites, propaganda and media.
- The candidate should explain the views presented in the text(s), develop any ideas of interest and argue with or against them, examining them for inconsistencies and substituting complementary or opposing views.
- The assignment may be written in any appropriate form (e.g. an article/a letter/the words of a speech), but teachers must make sure that Assignment 3 does not have the same form and style as Assignment 1 in the final portfolio.

Assignment 3: Example 1	<ul style="list-style-type: none">• <i>Stimulus text(s):</i> several letters published in a newspaper in response to a proposal for a new development in the locality• <i>Assignment:</i> Analyse and evaluate the information and views you have read and write an article based on them for the newspaper. Your own views should be based on the content of the letters.
Example 2	<ul style="list-style-type: none">• <i>Stimulus text(s):</i> a magazine article advocating the cull of a species of animal that has become a nuisance• <i>Assignment:</i> Analyse and evaluate the information and views expressed in the article and either (a) write your own article in response or (b) write a letter to the writer of the article.

- A copy of all texts used for the third assignment must be included with the sample of portfolios sent to the External Moderator.

6. Appendix

4 Responses to Literature, and 'cross-over' Assignments for IGCSE Literature and IGCSE First Language

- Assignments may be based around a response to Literature (e.g. for Assignment 1 a diary about an individual contribution to the class production of a play; for Assignment 2 an imaginative response written from the viewpoint of a character in a novel). However, it is important to keep the First Language coursework assessment criteria firmly in mind throughout. A 'straightforward' literary critical essay, for example, is not likely to be the best type of assignment for a *Language* portfolio.
- Assignments are allowed to relate to a text or texts being studied for IGCSE Literature. Where the relevant requirements are met for both syllabuses, it is possible for one assignment to be included in coursework portfolios for **both** IGCSE First Language and IGCSE Literature in Spanish (0488). In this case, the assignment is assessed twice: once against the Language criteria and once against the Literature criteria. The original copy of the assignment should be kept in the Literature portfolio, and a photocopy of it should be placed in the Language portfolio. This photocopy should in turn be marked clearly in a different colour to show how the assignment has been assessed for Language.

5 Drafting assignments

- In coursework, as in preparation for other forms of examination, it is natural for the teacher and student to discuss the work and how it is progressing. Teachers will be more confident that the work is authentic if first drafts (e.g. plans following discussion) are completed in class, and seen and noted by them.
- Teachers must not mark, correct or edit draft material prior to submission of the assignment proper, as this is classed as improper practice. Students should draft and redraft their work (see point 6 below), and teachers should give **general** advice.

6 Inclusion of a first draft in the Portfolio

- Each candidate's Portfolio must include a first draft of one of the three assignments.
- A first draft is defined as the first attempt at a continuous piece of writing. It may be word-processed or handwritten. It does not have to be neat, and may include crossings out and any indications that sections are to be moved from one part of the writing to another. A first draft may also include general comments by the teacher.
- Candidates are encouraged to revise, edit and correct their work and may discuss the process with their teachers. However, teachers are reminded that their advice must not constitute correction and that candidates must be responsible for specific corrections of spelling, punctuation and grammar.
- Candidates should not submit rough, outline plans.
- The first draft of one of the assignments will not contribute to the final internally assessed mark, or to the externally moderated mark for the Portfolio. This draft is for the external moderator's use only. It will be used by the moderator to:
 - help understand the process by which the assignment was completed
 - provide some evidence of any changes and improvements made by the candidate while working towards the final assignment
 - understand how the Centre assessment has been reached.

6. Appendix

- Information gained from draft coursework pieces may also be used in the principal moderator's report to Centres to help develop teachers' understanding of the processes involved in coursework.

7 Length of assignments

- The component description suggests 'between 500 and 800 words' for each assignment. This is a sufficient length to attract the highest marks. Work that is significantly under-length or over-length is likely to be self-penalising.

8 Use of word processors

- Each assignment may be either hand-written or word-processed. Electronic dictionaries and/or spell-checks may be used.
- Candidates should be reminded of the importance of careful proofreading of all their work. Typing errors, or the use of a wrong choice from a computer spell-check or thesaurus, must be counted as errors, and shown as such.

9 Checking Portfolios to ensure that the syllabus requirements have been met

- Teachers should check the contents of Portfolios before finalising them: where candidates have been given many assignments and have made the final choice themselves, it is easy for two similar arguments or two similar stories to be included inappropriately.
- If a Portfolio does not meet the syllabus requirements, it should be assessed in the normal way and an overall mark awarded according to the quality of the work. A third of that mark should then be deducted for each piece that is wrongly included or is missing.

10 Checking Portfolios for authenticity

- It is the Centre's responsibility to guarantee that all coursework submitted by candidates is their original work. Any work found to have been plagiarised must be removed before the Coursework Portfolio is marked. The Portfolio should then be marked in the normal way and a mark awarded for the overall quality. For each piece removed from the Portfolio, one third of the overall mark for Writing should then be deducted. If the piece removed is Assignment 3, no marks can be awarded for Reading.
- Texts which provide material for informative or argumentative work, and which have been scanned/downloaded from publications, CD-ROMs and the internet, should be shown to the teacher; the teacher must remind candidates not to copy sections or whole sentences as their own. If appropriate, references to source material should be provided by the candidate at the end of an assignment.

11 Feedback following external moderation

- Centres will receive a brief report from the external moderator on the assessment of their candidates' Portfolios. This will usually be sent at the time results are issued.

12 Carry forward of coursework result

- A component result in coursework can be carried forward to a re-take of the syllabus once, within a period of not more than 13 months.

6. Appendix

6.2.2 Marking and moderating instructions

- 1 Teachers provide a comment on the quality of the Portfolio overall at the bottom of each candidate's Individual Candidate Record Card; they must also mark each assignment by indicating strengths and weaknesses and by providing a comment at the end. Individual assignments may be awarded marks/grades in whatever way is most appropriate for teachers and candidates.

However, the final overall mark for the portfolio must be an assessment of how the coursework grade criteria have been met. This final mark must reflect how achievement has varied across the different assignments, and how performance has varied across the assessment criteria for each assignment.

Assessment, therefore, usually involves balancing strengths and weaknesses in the candidate's work overall. For this reason, the final mark is not necessarily a mathematical calculation based on marks/grades awarded to individual assignments during the course.

- 2 The teacher must mark each candidate's Portfolio out of a total of 50, in line with the criteria below. The total mark for the Portfolio is divided into 40 marks for writing and 10 marks for reading. For writing, a single mark out of 40 is given for the quality of the candidate's overall performance in the three assignments. For reading, the mark out of 10 is given according to how well the candidate demonstrates understanding of the text(s) in the response to the task set for Assignment 3 only.

3 Internal Moderation

When several teachers in a Centre are involved in internal assessments, arrangements must be made within the Centre for all candidates to be assessed to a common standard.

Within each Centre, the marks for each skill assigned within different teaching groups (e.g. different classes) **must be** moderated internally for the whole Centre entry. The Centre assessments are then subject to external moderation.

4 External Moderation

External moderation of internal assessment is carried out by CIE.

The internally moderated marks for all candidates must be received at CIE by 30 April for the May/June examination and by 31 October for the November examination. These marks may be submitted either by using MS1 mark sheets or by using Cameo as described in the Handbook for Centres.

Once CIE has received the marks, CIE selects a sample of candidates whose work should be submitted for external moderation. CIE tells the Centre which candidates are involved and the Centre should send the coursework of these candidates to CIE immediately. Individual Candidate Record Cards and Coursework Assessment Summary Forms (copies of which may be found at the back of this syllabus booklet) must be enclosed with the coursework.

Further information about external moderation may be found in the Handbook for Centres and the Administrative Guide for Centres.

6. Appendix

6.2.3 Assessment criteria

Table A: Grade descriptions for Writing (Assignments 1–3)

Band 1 (36–40): Confident and stylistic completion of challenging tasks throughout the portfolio.

- **W1:** Candidates describe and reflect effectively upon experience, give detail and analyse thoughtfully what is felt and imagined. Arguments are cogent and developed in mature, persuasive thought.
- **W2/5 (paragraphing):** Facts, ideas and opinions are ordered logically, each stage in the argument or narrative carefully linked to the next. Paragraphing is a strength, and candidates are confident in experimenting where appropriate in the structure of expressive writing.
- **W3/5 (sentence structures):** Candidates write with assurance, using a wide range of effective vocabulary and varied, well-constructed sentences.
- **W4:** Candidates vary their style with assurance to suit audience and context in all three Assignments.
- **W5 (spelling, punctuation and grammar):** Candidates write accurately. They use punctuation and grammatical structures to define shades of meaning. They spell simple, complex and technical words with precision.

Band 2 (31–35): Frequent merit and interest in the choice of content and the manner of writing

- **W1:** Candidates describe and reflect upon experience and analyse with occasional success what is felt and imagined. Some argument is well developed and interesting, although the explanation may not always be consistent.
- **W2/5 (paragraphing):** Facts, ideas and opinions are often well ordered so that the construction of the writing is clear to the reader. Sentences within paragraphs are mostly well sequenced, although some paragraphs may finish less effectively than they begin.
- **W3/5 (sentence structures):** Candidates write with some confidence, demonstrating an emergent range of varied vocabulary and some fluency in the construction of sentences.
- **W4:** Candidates give evidence of understanding the need to write appropriately to audience and context even if there is not complete consistency in the three Assignments.
- **W5 (spelling, punctuation and grammar):** Candidates show some signs of understanding how punctuation and grammatical structures can be used to aid communication. Errors of spelling, punctuation and grammar are minor, and rare at the top of this band.

6. Appendix

Band 3 (26–30): Competent writing with some development of ideas

- **W1:** Candidates express clearly what is felt and imagined and supply some detail, explanation and exemplification for the benefit of the reader. Arguments are expressed in a competent series of relevant points and a clear attempt is made to develop some of them.
- **W2/5 (paragraphing):** A clear attempt is made to present facts, ideas and opinions in an orderly way, although there may be some insecurity in the overall structure.
- **W3/5 (sentence structures):** Candidates write competently, using appropriate if sometimes unadventurous vocabulary and writing sentences that mostly link ideas successfully.
- **W4:** Candidates make a clear attempt in at least one Assignment to write with a sense of audience and there may also be some evidence of adapting style to context.
- **W5 (spelling, punctuation and grammar):** Candidates use punctuation and grammar competently although the range is not great. There may be a number of minor errors especially at the bottom of this band and even occasional errors of sentence separation.

Band 4 (21–25): Satisfactory content with brief development and acceptable expression

- **W1:** Candidates express with some clarity what is felt and imagined. Arguments are relevant to the topic and are developed partially with some brief effectiveness.
- **W2/5 (paragraphing):** There is evidence of overall structure, but the writing may be presented more carefully in some sections than in others. There may be examples of repetition and the sequence of sentences within paragraphs may be insecure in places.
- **W3/5 (sentence structures):** Candidates write with occasional competence, using a mixture of effective and straightforward vocabulary and some complex and some simple sentences.
- **W4:** Candidates show occasional evidence of writing with some understanding of audience and context, but this is not sustained.
- **W5 (spelling, punctuation and grammar):** They use a limited range of punctuation and grammatical structure with some care, although occasionally grammatical error will cause the reader some difficulty. There may be quite numerous errors, particularly of sentence separation and the misuse of commas.

6. Appendix

Band 5 (16–20): Simple writing, the meaning of which is not in doubt

- **W1:** Candidates express intelligibly what is felt and imagined. Arguments are expressed with variable relevance, logic and development.
- **W2/5 (paragraphing):** Facts, ideas and opinions are presented in paragraphs which may be inconsistent. The overall structure is unsound in places.
- **W3/5 (sentence structures):** Candidates use simple straightforward vocabulary. Simple sentences are correctly used and there may be an attempt to write complex sentences which have a slight lack of clarity.
- **W4:** Candidates make slight variations of style according to audience and context, although this does not seem deliberate.
- **W5 (spelling, punctuation and grammar):** Candidates show knowledge of simple punctuation and grammar, but the amount of error, especially of tense and the use of prepositions, is sometimes considerable. Sentence separation is often poor, but error does not prevent the reader from understanding what is written.

Band 6 (11–15): Writing can be followed despite difficulties with expression

- **W1:** Candidates make a simple attempt to express what is felt and imagined. Arguments are expressed very simply and briefly.
- **W2/5 (paragraphing):** Facts, ideas and opinions may appear in partially formed paragraphs of inappropriate length and some attempt is made to provide a beginning and an end.
- **W3/5 (sentence structures):** Candidates use simple, mainly accurate vocabulary. Attempts to write complex sentences may involve repetition of conjunctions and some blurring.
- **W4:** Candidates may show occasional, brief acknowledgement of the possibility of writing for different audiences and contexts, but overall there is little variation of style.
- **W5 (spelling, punctuation and grammar):** Candidates occasionally use appropriate punctuation and can spell simple words, but the reader is not convinced that their understanding, especially of grammar, is adequate.

6. Appendix

Band 7 (6–10): Some of the writing can be followed

- **W1:** Candidates occasionally express what is felt, thought and imagined, but they are hampered by their command of language.
- **W2/5 (paragraphing):** Inadequate presentation of facts, ideas and opinions creates blurring, although there may be some signs of an overall structure.
- **W3/5 (sentence structures):** Candidates demonstrate a narrow vocabulary and there are unlikely to be more than a few accurate sentences.
- **W4:** Candidates occasionally write inappropriately or their command of language is not strong enough to acknowledge audience or context.
- **W5 (spelling, punctuation and grammar):** Weaknesses in spelling, punctuation and grammar are persistent, but the reader is able to follow at least part of the writing.

Band 8 (0–5): Failure to communicate adequately

- **W1:** Very simple meanings are attempted, but most of the work is too inaccurate and blurred to make sense.
- **W2/5 (paragraphing):** An absence of overall structure and paragraphing leads to confusion.
- **W3/5 (sentence structures):** Very simple meanings are attempted, but the candidate's knowledge of vocabulary and sentence structures is too slight to make adequate sense.
- **W4:** There is insufficient evidence of audience or context to reward.
- **W5 (spelling, punctuation and grammar):** The amount and breadth of error prevents sufficient communication of meaning.

6. Appendix

Table B: Grade descriptions for Reading (Assignment 3 only)

Band 1 (9–10)	Candidates analyse and evaluate several ideas and details from the text(s), and develop lines of thought. Their own ideas are closely related to the original text(s) and show a good understanding of the main arguments.
Band 2 (7–8)	Candidates respond in detail to ideas from the text(s), explaining them and expressing views on them with varying degrees of effectiveness. There is some reference to details in the original. Their own ideas are based on those of the original text(s).
Band 3 (5–6)	Candidates show some response to the ideas in the text(s), summarising them and giving simple views on them. Their own thinking is relevant, if not always tightly focused on the original text(s).
Band 4 (3–4)	Candidates give a response to the original. Their ideas are relevant to the topic but make only occasional references to individual ideas or details in the original text(s).
Band 5 (1–2)	Candidates write about the topic but there is little evidence that they have read or understood the text(s).
Band 6 (0)	There is no discernible reference to the topic or to the text(s).

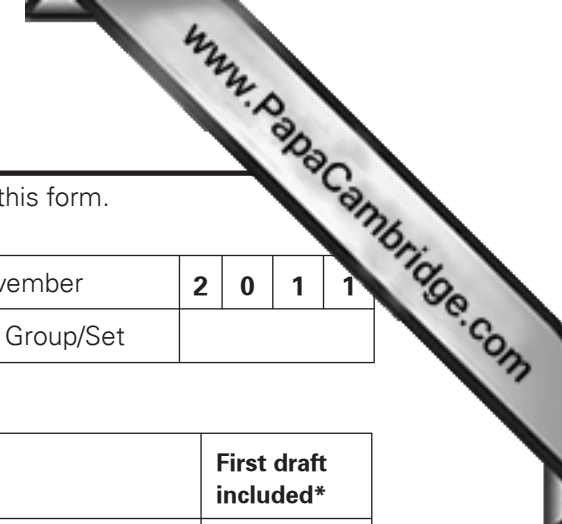
6. Appendix

6.2.4 Instructions for completing Individual Candidate Record Cards

- 1 A copy of the relevant Individual Candidate Record Card can be found in the Appendix and should be photocopied by Centres, as required.
- 2 Complete the information at the head of the form.
- 3 Mark the coursework assignment for each candidate according to the Assessment criteria provided in this Appendix.
- 4 (a) Enter a mark for Writing (out of 40) and a mark for Reading (out of 10 – Assignment 3 only) in the appropriate spaces on the Record Card.
(b) Complete other sections of the form.
- 5 Add the marks for Writing and Reading and enter the total mark (out of 50) in the appropriate box on the Record Card (Total mark to be transferred to Coursework Assessment Summary Form).
- 6 **It is essential that the marks of candidates from different teaching groups within each Centre are moderated internally.** This means that the marks awarded to all candidates within a Centre must be brought to a common standard by the teacher responsible for co-ordinating the internal assessment (i.e. the internal moderator). A single valid and reliable set of marks should be produced, which reflects the relative attainment of all the candidates in the coursework component at the Centre.
- 7 Transfer the marks to the First Language Spanish – Component 4, Coursework Portfolio, Coursework Assessment Summary Form, in line with the instructions in this Appendix.
- 8 Retain all Individual Candidate Record Cards and samples of coursework as these are required for external moderation.
- 9 CIE reserves the right to ask for further samples of Coursework.

Note: Teachers should use these Record Cards only for students who have undertaken coursework as part of their IGCSE.

FIRST LANGUAGE SPANISH – Component 4: Coursework Portfolio
Individual Candidate Record Card
IGCSE 2011



Please read the instructions contained in this Appendix and the relevant section of the Handbook for Centres before completing this form.

Centre Number					Centre Name		June/November	2	0	1	1
Candidate Number					Candidate Name		Teaching Group/Set				

Assignments 1 (informative/analytical/argumentative) **and 2** (imaginative/descriptive/narrative)

Date of completion	Full title of Assignment	First draft included*
		yes/no (please delete as appropriate)
		yes/no (please delete as appropriate)

Assignment 3**

Date of completion	Full title of Assignment	Brief description of stimulus text(s)	First draft included*
			yes/no (please delete as appropriate)

* A first draft must be included for **one** of the three Assignments.

** A copy of all texts used for Assignment 3 must be included in the sample sent to the moderator.

Teacher's comments on overall Coursework Portfolio:	Mark for writing (out of 40)	
	Mark for reading (out of 10) (Assignment 3 only)	
	Total mark (out of 50): to be transferred to Coursework Assessment Summary Form	

6. Appendix

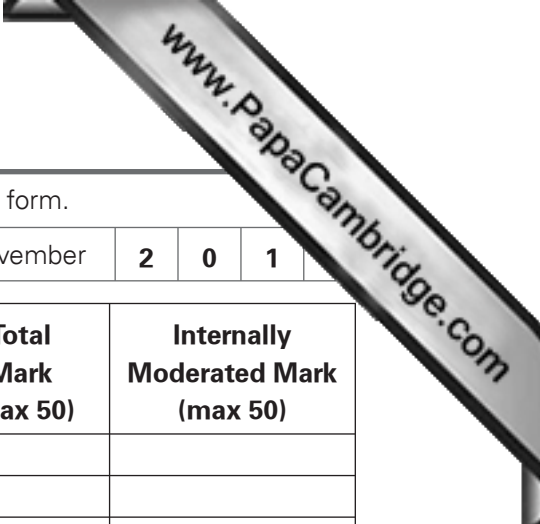
6.2.5 Instructions for completing Coursework Assessment Summary Forms

- 1 A copy of the relevant Coursework Assessment Summary Form is provided in this Appendix and should be photocopied by Centres, as required.
- 2 Complete the information at the head of the form.
- 3 List the candidates in an order which allows the information to be transferred easily to a computer-printed mark sheet (MS1) or CAMEO at a later stage (i.e. in candidate index number order, where this is known). Show the teaching group or set for each candidate. The initials of the teacher may be used to indicate group or set.
- 4 Transfer each candidate's marks from her/his Individual Candidate Record Card to this form as follows:
 - (a) Enter the marks for Writing (out of 40) and Reading (out of 10 – Assignment 3 only) in the relevant columns.
 - (b) Enter the total (out of 50) in the column headed Total Mark.
 - (c) In the column headed 'Internally Moderated Mark' enter the mark (out of 50) awarded **after** internal moderation took place. Leave blank if not applicable.
- 5 Both the teacher/examiner completing the form and, where applicable, the internal moderator(s) must check the form and complete and sign the bottom portion.

6.2.6 Arrangements for external moderation

- 6 University of Cambridge International Examinations (CIE) sends a computer-printed mark sheet (MS1) to each Centre (in late March for the June examination and in early October for the November examination); the sheet shows the names and index numbers of each candidate. Transfer the total internally moderated mark for each candidate from the Coursework Assessment Summary Form to the computer-printed mark sheet (MS1).
- 7 The top copy of the computer-printed mark sheet (MS1) must be sent in the envelope provided, to arrive as soon as possible at CIE, but no later than 30 April for the June examination and 31 October for the November examination.
- 8 As an alternative to the MS1, Centres may submit Coursework marks using CAMEO to submit electronic files (see *Handbook for Centres*). Marks must be submitted by no later than 30 April for the June examination and 31 October for the November examination.
- 9 CIE selects a list of candidates whose work is required for external moderation. As soon as this list is received, send the following to CIE:
 - the candidates' work with the corresponding Individual Candidate Record Cards,
 - the Summary Form(s) with an asterisk (*) against the candidates who are in the sample
 - the second copy of the computer-printed mark sheet(s) (MS1) or a signed printout of the marks file if marks have been submitted via CAMEO.
 - information on how internal moderation was carried out, where applicable.
- 10 CIE reserves the right to ask for further samples of Coursework.

FIRST LANGUAGE SPANISH – Component 4: Coursework Portfolio
Coursework Assessment Summary Form
IGCSE 2011



Please read the instructions contained in this Appendix and the relevant section of the Handbook for Centres before completing this form.

Centre Number					Centre Name		June/November	2	0	1
---------------	--	--	--	--	-------------	--	---------------	----------	----------	----------

Candidate Number	Candidate Name	Teaching Group/Set	Mark for Writing (max 40)	Mark for Reading (max 10)	Total Mark (max 50)	Internally Moderated Mark (max 50)

Name of teacher completing this form		Signature		Date					
Name of internal moderator (if applicable)		Signature		Date					

6. Appendix

6.3 Component 5: Speaking and Listening

6.3.1 Test structure

Part 1: Individual Task (3–4 minutes) 10 marks

For example, a presentation, a talk, a speech, a monologue.

- The candidate talks for about 3–4 minutes on a single topic or theme selected by the candidate prior to the test. The talk should be continuous and there should be no need for the teacher/examiner to intervene. Teachers/examiners only interrupt to ask questions where candidates show no signs of finishing after about 4½ minutes, or to prompt candidates who are finding it difficult to continue.
- Candidates need to show they are able to prepare and organise material, they are aware of audience and that they can select and employ a range of language devices.
- The Individual Task should be lively and interesting; candidates should therefore prepare a topic in which they have a personal interest.
- Candidates may bring a 'cue card' (about postcard size) into the examination room, to remind them of the main points they wish to make. Candidates may also bring in a limited quantity of illustrative material, which may include maps, diagrams, statistics, pictures and short articles. A script is not allowed.
- Teachers may advise on the suitability of topics, but must not be involved in the preparation of material for the Individual Task.

This part of the test is to be assessed using Table A of the Mark Scheme, printed later in this Appendix.

Part 2: Discussion (6–7 minutes) 20 marks

- The Individual Task leads into a conversation with the teacher/examiner about the candidate's chosen topic. The role of the teacher/examiner in this conversation is that of interested and sympathetic participant, allowing the candidate every opportunity both to put views forward, and to seek information from and the opinions of the teacher/examiner.
- During the Individual Task, teachers/examiners are likely to make notes in order to help them ask appropriate questions.
- Candidates must be prepared to supply additional factual material where appropriate and to express and defend a point of view. In order to give the candidate every opportunity to do this, questions are of the 'tell me more about...', 'why?', 'how?' variety, rather than closed questions which may be answered by 'yes/no'.
- Candidates should be encouraged to consider how a conversation might develop around their chosen topic: if they cannot think of half a dozen meaningful questions they could be asked, the topic is unlikely to present a fruitful source of discussion.

6. Appendix

- Candidates should not be made to feel embarrassed about expressing viewpoints that are not those of the teacher/examiner: the teacher/examiner may wish to ask questions about those views, but must not be antagonistic towards the candidate.
- The teacher/examiner should normally allow 6–7 minutes for each candidate. If a candidate dries up after a few minutes, the teacher/examiner should keep trying to make conversation so that the candidate is given every opportunity to do themselves justice. Teachers/examiners should be ready to explore another aspect of the topic if candidates are obviously out of their depth. Questions should be rephrased (rather than repeated) in an attempt to continue the dialogue.
- Teachers/examiners should beware of talking too much and of candidates being given credit for what the teacher/examiner has actually said. Candidates are responsible for showing that they can converse adequately; at the same time the teacher/examiner must make sure the candidate is given every opportunity to converse by following up any opening given.

This part of the test is to be assessed using Table B of the Mark Scheme printed later in this Appendix.

6.3.2 Administrative arrangements

1 Timetabling

- The Speaking and Listening tests take place in the two months before the main examination period (i.e. between 1 March and 30 April for the May/June session and 15 September and 31 October for the November session). Each Centre will decide on a convenient time within this period for its tests.
- To allow sufficient time for moderation, please keep to the dates given for completing the Speaking and Listening tests and for sending recordings and mark sheets to CIE (see paragraph 7).

2 Materials for the Speaking and Listening test

- Instructions, Mark Schemes and Oral Assessment Summary Forms for conducting and assessing the Speaking and Listening test are provided in this syllabus booklet and must be photocopied as required.
- The Centre must provide its own cassettes or CDs (for the recording of the test for external moderation) and these must be of good quality.
- There is no question paper for the Speaking and Listening test.

3 Appointment of examiner

- Each Centre selects its own examiner. This is usually a teacher from within the Spanish Department, but could be someone local from outside the Centre.
- The teacher/ examiner conducts and assesses the test and submits a recorded sample for moderation by CIE.
- CIE is not responsible for any fees agreed.

6. Appendix

4 Internal moderation

- To make it easier to keep a common standard, there should be only one teacher/examiner per Centre.
- Before the start of the examination period, Centres with large numbers of candidates must get agreement from CIE to use additional teacher/examiners.
- If more than one teacher/examiner is used, internal moderation must take place at the Centre. This means that the marks awarded to all candidates within a Centre must be brought to a common standard; a single valid and reliable set of marks should be produced which reflects the relative achievement of all the candidates in the test at the Centre.

5 Arrangements for external moderation

- Each teacher/examiner must record a sample of candidates from each Centre at which he/she examines. The number of candidates in the sample must be as follows:
 - (a) If there are fewer than 6 candidates entered for the Speaking and Listening test, recordings of the complete tests of **all** the candidates at the Centre are required.
 - (b) If there are 6 or more candidates entered for the Speaking and Listening test, recordings of the complete tests of **6** candidates will be required. The sample should cover the full ability range and candidates should be spread as evenly as possible across the range of marks (2 good, 2 middling, 2 weak). If there is a large range of marks, teachers/examiners should be especially careful to send tests spread across the range, not just the top 2, middle 2 and bottom 2. This will allow the Moderator to accurately check the standard of assessment. Where more than one teacher/examiner is involved in the conduct and marking of the tests, the teacher responsible for internal standardisation must select the 6 recordings to send in the sample. Approximately equal samples of the marking of each teacher should be included.
- The recording should be carried out using the instructions headed 'Recording of Candidates' (section 9, below).
- The recording must be sent to CIE together with the moderator copy of the completed MS1 (or a signed copy of the marks file if marks have been submitted via CAMEO) and a copy of the completed Oral Examination Summary Form (see paragraph 6).
- Further information about external moderation may be found in the Handbook for Centres and the Administrative Guide for Centres.
- CIE may request further samples of candidates' work. The Centre must send these as soon as the request is received.

6 Two mark sheets are provided:

- (a) The Oral Examination Summary Form is a working document, on which the marks for each section of the test are to be entered in detail, as specified in 6.3.3 Assessment criteria. Be very careful to check all additions.
- (b) The total marks should then be transferred to the Internal Assessment Mark Sheet (MS1). As an alternative to the MS1, Centres may submit marks using CAMEO to submit electronic files (see *Handbook for Centres*).

6. Appendix

7 Despatch and return of mark sheets and recorded sample

- (a) Marks are to be returned to CIE once all the Speaking and Listening tests have been completed. The deadline for receipt by CIE of the recorded samples for moderation is 15 May for the June examination and 15 November for the November examination. Do not wait until the end of the assessment period before sending them.
- (b) (i) The Board copy of the completed Internal Assessment Mark Sheet (MS1) must be returned to CIE in the separate envelope provided (not applicable for Centres submitting marks via CAMEO).
- (ii) The Moderator copy of the completed Internal Assessment Mark Sheet (MS1) (or a signed print-out of the marks file if marks have been submitted via CAMEO), a copy of the completed Oral Examination Summary Form, and the recorded sample must be sent to reach CIE by no later than 15 May for the June examination and 15 November for the November session.
- (c) Copies of both types of mark sheet are to be kept by the Centre in case of postal losses or delays.

8 Arrangements for the examination

- Examination conditions must be in place in the area where the examination takes place. A supervisor must be present outside the interview room to make sure that candidates leaving the room do not communicate with those waiting to enter. Candidates may bring a 'cue card' (about postcard size) into the examination room to remind them of the main points they wish to make. Candidates may also bring with them a limited quantity of illustrative material, which may include maps, diagrams, statistics, pictures and short articles. Candidates are not allowed to have a script, nor are they allowed to consult dictionaries.
- Requests for special consideration for candidates with specific problems must be made on the Special Consideration forms supplied to the Centre and returned to CIE as indicated.
- Candidates must be examined on their own. No other person should be present during the examination, with the exception of another teacher/examiner, the moderator, or an officer from CIE.
- The teacher/examiner should be positioned so that they face the candidate when they enter the room, with a table between the teacher/examiner and the candidate. Do not allow candidates to sit in a position where they can see what the teacher/examiner is writing on the mark sheets as this can be distracting.
- A good teacher/examiner tries to put candidates at ease and sends candidates out of the examination smiling, no matter how good or bad the performance has been. The use of expressions such as 'very good', which a candidate may interpret as comments on performance, should, however, be avoided.
- Other recommendations for teacher/examiners: do not walk about or distract candidates in any way (e.g. by doodling or fiddling with papers); always appear interested, even in mundane matters; never show undue surprise, impatience or mockery; never correct a candidate.

6. Appendix

9 Recording of candidates

- Centres must check well in advance that a suitably quiet room is available and that their recording equipment is working. Please avoid rooms that are too close to a playground, recreation room or noisy classroom. Unnecessary background noise must be excluded.
- The recording equipment and the cassette(s)/CD(s) should be tested *in situ* before the actual test, ideally with one of the candidates.
- It is essential that new unrecorded cassettes or CDs are used. These must be supplied by the Centre.
- A cassette recorder with external microphones is recommended so that separate microphones can be used for the candidate and the teacher/examiner.
- If only one microphone is used, it should be placed facing the candidate. With a softly-spoken candidate the microphone should be placed nearer to the candidate before the start of the test.
- Please do not adjust the volume control during an examination.
- For Centres using cassette tapes, the recording should begin at the start of Side 1 and care should be taken to avoid long gaps and extraneous noise.
- Both sides of each cassette should be used before beginning a new cassette.
- At the end of examining on each side of a cassette, the teacher/examiner states 'No further recordings on this side'.
- Each recording should be introduced clearly by the teacher/Examiner as follows:
 - “Centre number: e.g. ES215
Centre name: e.g. *King's College, Madrid*
Examination number: 0502
Examination name: *First Language Spanish*
Examiner: e.g. *Mr A Lopez*
Date: e.g. *2nd March, 2011*”
- Each candidate should be introduced clearly by the teacher/examiner as follows:
 - “Candidate number: e.g. 0473
Candidate name: e.g. *Ana Bustamante*”
- At the end of the sample, please state '*End of sample*'.
- Once a test has begun, **do not interrupt the recording**. On no account should you stop and re-start the recording during a test.
- The contents of each cassette/CD must be clearly labelled.
- Before the cassette/CD is sent to CIE, make spot checks to ensure every candidate can be clearly heard. Rewind cassettes to the start of side 1.

6. Appendix

6.3.3 Assessment criteria

Marking: General principles

- 1 You are encouraged to use the full range of marks, bearing in mind that it is not necessary for a candidate to give a faultless performance for maximum marks to be awarded within any single category.
- 2 The general approach is a positive one and you should award marks based on what the candidate can do rather than deducting marks for errors.
- 3 Above all else, be consistent in your marking. If you are unsure of the mark to award, err on the side of generosity. CIE's external moderation process allows for adjustments to be made to consistently harsh or generous marking.

Table A: Grade Descriptions for Component 5, Part 1 – Individual Task (10 marks)

Band 1 9–10 marks	Full and well organised use of content; lively delivery sustaining audience interest; employs a wide range of language devices (e.g. tone, irony, emphasis) accurately and sometimes eloquently.
Band 2 7–8 marks	Sound use of content; delivery may occasionally be stilted, but audience interest is generally maintained; employs a good range of language devices soundly.
Band 3 5–6 marks	Adequate use of content; delivery is secure but unimaginative ensuring audience attention; language devices are used safely.
Band 4 3–4 marks	Content is thin or perhaps inconsistently used; delivery is not secure, resulting in some loss of audience interest; limited employment of language devices with some inaccuracy.
Band 5 1–2 marks	Content is mostly undeveloped and/or very thin; delivery is weak and the audience is generally lost; not able to use language devices or devices used with serious error.
Band 6 0 marks	Fails to meet the above criteria.

6. Appendix

Table B: Grade Descriptions for Component 5, Part 2 – Discussion (20 marks)

For Part 2, separate marks must be awarded for each category (Speaking, Listening).

Speaking		Listening	
Band 1 9–10 marks	Extends the subject matter and elicits responses from the listener; speaks on equal terms with the listener. Employs a wide range of language devices accurately and sometimes eloquently.	Band 1 9–10 marks	Responds fully to questions and develops prompts; deals confidently and sometimes enthusiastically with alterations in the direction of the conversation.
Band 2 7–8 marks	Subject matter is organised and expressed competently; attempts to speak on equal terms with the listener but with a varying degree of success. Employs a good range of language devices soundly.	Band 2 7–8 marks	Responds appropriately and in some detail to questions and prompts; deals appropriately with most of the changes in direction of the conversation.
Band 3 5–6 marks	Deals with the subject matter adequately; the listener is generally but not always prominent. Language devices are used safely.	Band 3 5–6 marks	Responds to questions adequately but deals less effectively with prompts; changes in the direction of the conversation are occasionally dealt with.
Band 4 3–4 marks	There is evidence of some linking together of ideas relating to the subject matter but it is inconsistent; accepts that the listener is in full control of the conversation. Limited use of language devices with some inaccuracy.	Band 4 3–4 marks	Provides limited response to the questions and struggles to develop prompts; tends to maintain the direction of the conversation.
Band 5 1–2 marks	Simple facts and ideas are expressed with generally unsuccessful attempts at organisation; is barely capable of engaging in a two-way conversation. Not able to use language devices or devices used with serious error.	Band 5 1–2 marks	Responds simply or is unable to respond to questions or prompts; cannot recognise changes in the direction of the conversation.
Band 6 0 marks	Fails to meet the above criteria.	Band 6 0 marks	Fails to meet the above criteria.

6. Appendix

6.3.4 Instructions for completing the Oral Examination Summary Forms

- 1 A copy of the Oral Examination Summary Form is provided in this Appendix and should be photocopied by Centres, as required.
- 2 Complete the information at the head of the form.
- 3 List the candidates in an order which allows the information to be easily transferred to a computer-printed mark sheet (MS1) or CAMEO at a later stage (i.e. in candidate index number order, where this is known). Give a **brief** description of each candidate's Individual Task (e.g. 'Human Rights', 'Basketball' etc.) in the column provided.
- 4 (a) Enter the marks for the Individual Task and the Discussion (Speaking and Listening) in the relevant columns.
(b) Add the marks and enter the total (out of 30) in the column headed 'Total Mark'.
(c) In the column headed 'Internally Moderated Mark' enter the mark (out of 30) awarded after any internal moderation took place. Leave blank if not applicable.
- 5 Both the teacher/examiner completing the form and, where applicable, the internal moderator(s) must check the form, and complete and sign the bottom portion.

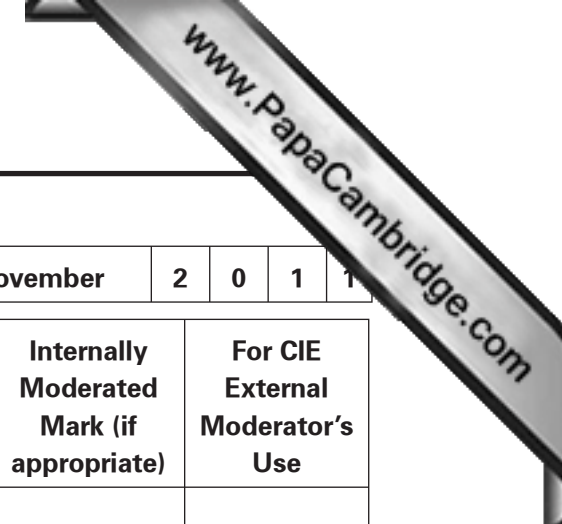
6.3.5 Arrangements for external moderation

- 6 University of Cambridge International Examinations (CIE) sends a computer-printed mark sheet (MS1) to each Centre (in late March for the June examination and in early October for the November examination) showing the names and index numbers of each candidate. Transfer the total internally moderated mark for each candidate from the Oral Examination Summary Form to the computer-printed mark sheet (MS1).
- 7 The top copy of the computer-printed mark sheet (MS1) must be sent in the envelope provided, to arrive at CIE by no later than 15 May for the June examination and 15 November for the November examination.
- 8 As an alternative to the MS1, Centres may submit marks using CAMEO to submit electronic files (see *Handbook for Centres*). Marks must be submitted by no later than 30 April for the June examination and 31 October for the November examination.
- 9 Record a sample of the candidates' work as specified in this Appendix. Send the recordings, a copy of the Summary Form and the second copy of the computer-printed mark sheet (MS1) or a signed printout of the marks file if marks have been submitted by CAMEO. These should arrive at CIE by 15 May for the June examination and 15 November for the November examination. Do not wait until the end of the assessment period before sending these items.

6. Appendix

- 10** On the Summary Form, put an asterisk (*) against the names of the candidates who are in the sample. The size of the Speaking and Listening test sample should be as follows:
 - (a)** If there are fewer than 6 candidates entered for the Speaking and Listening test, recordings of the complete tests of **all** the candidates are required.
 - (b)** If there are 6 or more candidates entered for the Speaking and Listening test, recordings of the complete tests of **6** candidates are required.
- 11** Where more than one teacher is involved in the conduct and marking of the tests, the sample must include candidates marked by all teachers. Candidates must be selected so that the whole range is covered, with marks spaced as evenly as possible from the top mark to the lowest.
- 12** With the sample recordings, send information as to how internal moderation was carried out.

FIRST LANGUAGE SPANISH – Component 5: Speaking and Listening
Oral Examination Summary Form
IGCSE 2011



Please read the instructions printed in this Appendix before completing this form.

Centre Number						Centre Name			June/November	2	0	1	1
----------------------	--	--	--	--	--	--------------------	--	--	----------------------	----------	----------	----------	----------

Candidate Number	Candidate Name	Brief description of topic	Individual Task (max 10)	Discussion		Total Mark (max 30)	Internally Moderated Mark (if appropriate)	For CIE External Moderator's Use
				Speaking (max 10)	Listening (max 10)			

Name of teacher/Examiner completing this form		Signature		Date						
Name of internal moderator (if applicable)		Signature		Date						

