



Cambridge IGCSE™


CANDIDATE
NAME

CENTRE
NUMBER

--	--	--	--	--

CANDIDATE
NUMBER

--	--	--	--



ENGLISH AS A SECOND LANGUAGE

0511/12

Paper 1 Reading and Writing (Core)

October/November 2022

1 hour 30 minutes

You must answer on the question paper.

No additional materials are needed.

INSTRUCTIONS

- Answer **all** questions.
- Use a black or dark blue pen.
- Write your name, centre number and candidate number in the boxes at the top of the page.
- Write your answer to each question in the space provided.
- Do **not** use an erasable pen or correction fluid.
- Do **not** write on any bar codes.
- Dictionaries are **not** allowed.

INFORMATION

- The total mark for this paper is 60.
- The number of marks for each question or part question is shown in brackets [].


This document has **16** pages. Any blank pages are indicated.

Exercise 1

Read the information leaflet about a nature reserve which has been created around a quarry – a place where stone is dug from the ground. Then answer the following questions.

Visiting Stokeley Quarry Nature Reserve

Welcome to Stokeley Quarry. This leaflet tells you about the history of this quarry, and how visitors can enjoy this beautiful area.



The south-west of England is an excellent source of a type of stone called limestone. The limestone that comes from Stokeley Quarry is known for its quality. It has a range of uses, in both its natural and processed state. For example, it is used in different building projects, from houses to hospitals. When processed, it is found in things like toothpaste; and on farms in the form of lime, a chemical that is put on fields to improve crops. It is also used in items from make-up to chicken feed! Every year, around 500 000 to 700 000 tonnes of limestone are dug out of the quarry, although it is possible to remove a million tonnes if required. Whilst the Stokeley Quarry Company has been here since 1947, evidence suggests that quarrying took place before this, with a map from 1810 indicating a quarry on this site.

Nearly 100 people from the area are employed here as administrators and managers, although working as a machine operator is the most common role. The building at the western side of the quarry was once a farmhouse, but has been renovated to provide our company headquarters. It fits in well with the surroundings, as it is made from the local limestone, which gives a far more natural look than modern materials like concrete. During building work on the farmhouse, a number of bats were discovered living in the roof. As they are a protected species, we built a special bat barn so our work could be completed without causing them any harm.

We are involved with the local community in many ways. For example, we have some popular footpaths for people to enjoy. On all of these, we have put up wooden fences to ensure everyone's safety. One of these paths, the Blue route, goes all around the quarry – a distance of seven kilometres. If you follow this, you will get to see where we have installed insect boxes – these make perfect nests for insects, which are vital for the food chain. If this route is a bit too long, or if perhaps you are a wheelchair user or have a baby in a pushchair, then the Green route is shorter and offers plenty of viewpoints. All routes start from the same place near the entrance. It is here that last year we created a lake where you can now see a variety of fish and frogs. There are also information boards at various points along the routes to help you understand more about the history of the quarry, from its beginnings right up to the present. These include details on the areas where we have planted native flowers to attract bees during the summer months.

In the nearby woods, you will find one of our most successful community projects, known as the Learning Zone. There is a sign at the back of the car park that points you towards the path which will take you to the education centre and covered seating. All around we have put up bird feeders, which we fill with nuts and seeds each day. You can also explore the 'Rocks and Fossils' exhibition that is on permanent display here. Each year, at the beginning of August, you will be able to enjoy our Art Week, during which time a series of sculptures is placed around the site for you to discover.

1 Which household products contain a substance found in stone taken from the quarry? Give **two** details.

.....
..... [2]

2 What is the maximum amount of limestone, in tonnes, that the Stokeley Quarry Company can extract each year?

..... [1]

3 When do records first show that there was a quarry in the area?

..... [1]

4 What job do the majority of people do at the quarry?

..... [1]

5 What feature was constructed to keep visitors from danger?

..... [1]

6 What is the name of the footpath that is most suitable for people with young children?

..... [1]

7 Where is the Learning Zone located?

..... [1]

8 What is the name of the annual public event at the quarry?

..... [1]

[Total: 9]

Exercise 2

Read the reviews from three people (**A–C**) who have visited a natural history museum. Then answer Question **9(a)–(h)**.

Museum reviews**A Eliza**

This museum is said to be one of the oldest in the world, and with one of the largest numbers of exhibits for everyone to enjoy, there's always something to see. In fact, there's way too much to look at in one go, not just because of how long it takes to physically walk around the building, but just as importantly, because of how much your brain has to take in! We knew this was the case before we went, so when we arrived, we checked the floor plan and the list of galleries, and picked the top three we wanted to see. Of course, it was impossible to stick to just those – there were always things that tempted us into other rooms. But even so, I know that by having a route planned, we made the most of our time there. We're already planning our next visit!

B Nazir

I love museums, and like to go to one in every new city I visit. Luckily, my family feel the same. A lot of people avoid museums because they think they're a bit dull, but I'd say if you haven't been to one for a while, you really should give it a go! You see, museum displays nowadays try really hard to appeal to younger visitors, and this one is no exception. Plus, the museum is really beautiful to walk around – it was designed over 100 years ago, and it has wonderful ceilings and sculptures of a whole range of animals around the tops of all the walls, so don't forget to look up while you're there! Something that's helpful for those with limited time is the printed guide, available for a small charge. It recommends the main highlights, with interesting facts about each thing you'll see.

C Lily

My mum and I went to the museum last Saturday. We arrived before the opening time, so we wouldn't have to worry about limiting our time there. Once we got in, we headed straight for the top floor of the building. This is where there are some really great displays of shells and some weird deep-sea creatures. It's the one area I'd tell anyone who's visiting not to miss and I'm sure I'll go there again sometime in the future. Even though the museum is the city's top attraction, visiting during the peak of the school holidays wasn't a problem – the size of the halls meant that everyone was able to spread out. We got to see everything we wanted to. On a previous visit, we explored the rooms with a guide who told us exactly what we were seeing, and of course we could ask him any questions. That really made a big difference. You can't book this in advance, so make sure you arrive early to get one of the available places.

9 For each question, write the correct letter A, B or C on the line.

Which person ...

- (a) says that the exhibits are aimed at a particular group of people? [1]
- (b) describes their favourite part of the museum? [1]
- (c) suggests that they enjoyed parts of the museum they weren't planning to visit? [1]
- (d) recommends going on a tour with one of the museum experts? [1]
- (e) describes a useful item that people planning a shorter visit can buy? [1]
- (f) suggests that the museum had a lot of visitors the day they went? [1]
- (g) explains why it's a good idea to limit how much you try to see during your visit? [1]
- (h) says that the building itself is worth looking at? [1]

[Total: 8]

Exercise 3

Read the article about keeping a diary, and then complete the notes.

Keeping a diary

Have you ever thought about keeping a diary? I don't just mean recording future appointments, I mean writing about the things you've done each day. I've kept one for quite a few years now, ever since my parents gave me my first diary for my sixth birthday. That's become a bit of a tradition – I get one at the start of every year. I've completed nearly ten of them now – that's a lot, I'm sure you'll agree!

It might be the case that you think writing a diary is something you'd like to do, but you're not sure how to begin. Well, a good way to start is to ask yourself about how your day has been, which might go some way towards making things easier. You'll probably find that diary writing encourages you to stick to a routine, and that is something that I, like a lot of other people, have struggled with a bit in the past.

Now, one of the great things about writing a diary is that you'll probably notice your creativity really improves. You could see something when you're out for a walk or when you're on holiday, for example, that gives you an interesting idea to write about. That's why it's always worth having your diary with you. I once wrote a poem inspired by some birds I watched diving into the sea when I was at the beach with my friends one day. I was so pleased with the poem that later on, I posted it on my social media page.

When you're writing, you'll find that your vocabulary starts to increase – I know this has certainly been true for me. There's one rule I think is really important though, and worth remembering, and that is to never go back and change what you wrote initially. After all, that is how you actually felt at the time you wrote it. When you're writing about an experience, or how you feel about something, try to keep a positive tone, even if this doesn't always feel all that easy at the time.

As well as writing about what has happened during the day, some people like to use their diaries as a place where they can write down any future plans, which is certainly something I tend to do. This could be anything you fancy doing – from learning to play an instrument like the violin to having a go at windsurfing for the first time! If this is something that appeals to you, then you'll probably be happy to hear that using your diary in this way actually boosts the chances of achieving your goals.

And finally, make sure you don't forget to re-read your diary from time to time. After all, if you're anything like me, what you've written is something you will have spent quite a long time working on. When you look back at it all, you will soon find that it brings back happy memories, which certainly is no bad thing.

You are going to give a talk about keeping a diary to your class at school. Prepare some notes to use as the basis for your talk.

Make short notes under each heading.

10 Benefits of keeping a diary:

-
-
- [3]

11 Advice for keeping a diary:

-
-
-
- [4]

[Total: 7]

Exercise 4

12 Read the article about cactus plants.


Write a summary about how cactus plants are able to survive in deserts.

Your summary should be about 80 words long (and no more than 90 words long). You should use your own words as far as possible.

You will receive up to 6 marks for the content of your summary, and up to 6 marks for the style and accuracy of your language.

Cactus plants

The cactus plant is one of the most easily recognisable plants on the planet. Their beautiful flowers and unusual shapes make them popular house-plants. There are over 2000 species, found mainly in deserts, where they tend to grow near riverbeds. Even in dry seasons there is a chance of them finding water below the surface of the riverbed. Incredibly, some cactus plants can live for up to 200 years.

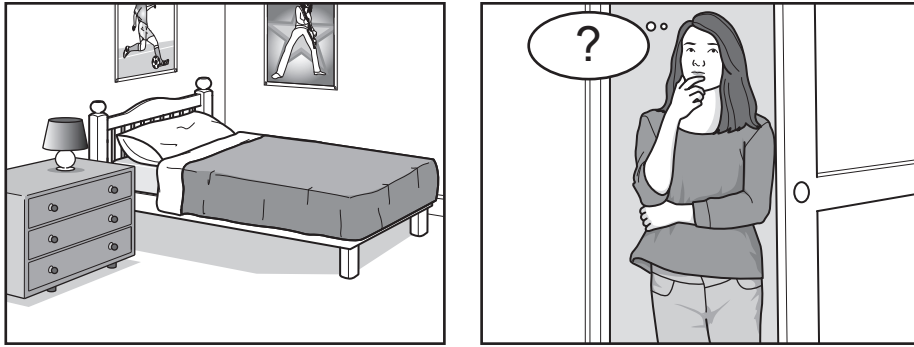


One of the most noticeable features of many cactus plants is the thin, sharp spikes, like needles, that grow on them. These spikes protect the plants from being eaten by animals. However, for some desert animals, cactus plants provide a safe place to live. A bird called the cactus wren pulls a few spikes from the cactus to make a space big enough to build a nest on the plant. The cactus has another use for its spikes. Because they are usually very pale in colour, they reflect hot sunlight away from the cactus. They also provide shade for the main part of the plant. This is essential because daytime temperatures in some deserts can often be more than 40 degrees centigrade.

Of course, rainfall is something that doesn't happen often in a desert, and when it does, the amount can vary. So how do cactus plants cope with this? One feature is that they have a thick skin which prevents the plant from losing water. The skin is particularly important in other ways, as it can expand to allow the plant to store more water. This is useful in the rare times when there is rainfall. Another feature is the plant's ability to grow roots very quickly – sometimes in as little as two hours – in order to collect as much water as possible. Some cactus plants also have special roots that can hold extra water when the main plant is full.

Cactus plants are not only attractive, but they can also be useful to humans. As well as being a source of food, certain species are used as a medicine, and they have even been used to make objects such as combs.

Exercise 5



13 You recently changed something about your bedroom at home.

Write an email to a friend.

In your email, you should:

- describe what you changed
- explain how you made the change
- say how you feel about the change.

The pictures above may give you some ideas, and you can also use some ideas of your own.

Your email should be between 100 and 150 words long.


You will receive up to 6 marks for the content of your email, and up to 6 marks for the language used.

Exercise 6

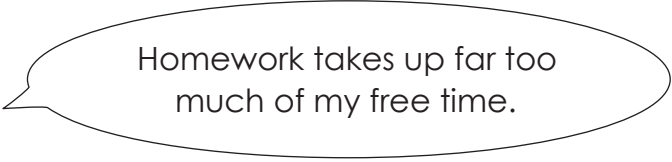
14 Your class recently had a debate about the advantages and disadvantages of homework.

Your teacher would like you to write an article for your school magazine, giving your opinions.

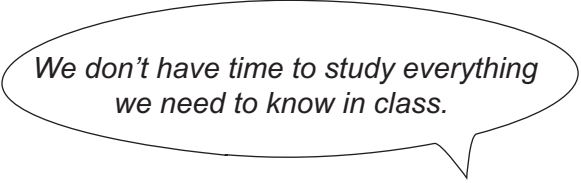
Here are some comments from your classmates:



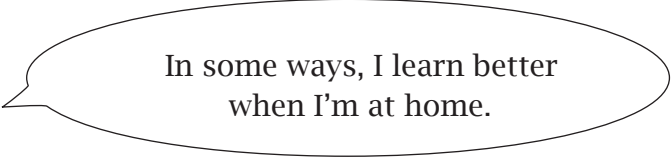
I'd rather stay longer at school than get homework.



Homework takes up far too much of my free time.



We don't have time to study everything we need to know in class.



In some ways, I learn better when I'm at home.

Write an article for your school magazine, giving your views.

The comments above may give you some ideas, and you can also use some ideas of your own.

Your article should be between 100 and 150 words long.

You will receive up to 6 marks for the content of your article, and up to 6 marks for the language used.

BLANK PAGE

Permission to reproduce items where third-party owned material protected by copyright is included has been sought and cleared where possible. Every reasonable effort has been made by the publisher (UCLES) to trace copyright holders, but if any items requiring clearance have unwittingly been included, the publisher will be pleased to make amends at the earliest possible opportunity.

To avoid the issue of disclosure of answer-related information to candidates, all copyright acknowledgements are reproduced online in the Cambridge Assessment International Education Copyright Acknowledgements Booklet. This is produced for each series of examinations and is freely available to download at www.cambridgeinternational.org after the live examination series.

Cambridge Assessment International Education is part of Cambridge Assessment. Cambridge Assessment is the brand name of the University of Cambridge Local Examinations Syndicate (UCLES), which is a department of the University of Cambridge.